




CITIZEN-GENERATED DATA

A simple 3D bar chart with three bars of increasing height from left to right, rendered in a light blue color.

Community Voices on Achievement of
Sustainable Development Goals
in Vietnam

December
2022





CITIZEN-GENERATED DATA

Community Voices on Achievement of Sustainable Development Goals in Vietnam





FOREWORD

Dear Esteemed Partners and Colleagues,
I am delighted to present the report of Citizen-generated Data – Community voices of Achievement of Sustainable Development Goals in Vietnam conducted by Leave No One Behind Vietnam Partnership (LNOB Vietnam). Leave No One Behind Partnership (LNOB) Vietnam, led by Management and Sustainable Development Institute (MSD- <https://msdvietnam.org/en/lnob-vietnam/>) is a local network established in 2018 aiming to ensure the voices of marginalized groups are heard and count in the process of sustainable development goals (SDGs) implementation.

On January 22, 2019, the Ministry of Planning and Investment (MPI) in Vietnam approved a set of 158 indicators to monitor and supervise the progress of Vietnam’s national action plan for the 2030 agenda on sustainable development. Despite this, there remain numerous challenges and shortcomings related to the quality of SDGs data in Vietnam. The data is neither always collected in a timely fashion nor reflective of grassroots situations. Additionally, SDGs data is often collected on themes and topics that may not be relevant to citizens, potentially failing to highlight pressing issues. Practicing the principle of “Leave No One Behind” and enhancing citizens’ engagement in

the SDGs data development, in 2022, LNOB Vietnam implemented the Citizen-generated Data project. This is a relatively new concept that goes by many names. Essentially, it refers to the process of collecting data from citizens to gauge the progress of implementing the SDGs at various levels within a community, particularly SDGs 1, 4, 5, 8, 13, and 16 in this report. This data source is crucial in ensuring that no one is left behind and serves as a valuable reference for stakeholders involved in decision-making and policy formulation.

In light of this endeavor, LNOB Vietnam hopes that this report can capture the most multi-dimensional and subjective perspectives of citizens and propose practical recommendations to relevant stakeholders to strengthen the roles of citizens and civil society organizations in the SDGs process, in line with LNOB Vietnam’s vision and mission.

Yours sincerely,

Linh Phuong Nguyen – Executive Director of MSD, LNOB Vietnam Country Lead





ACKNOWLEDGMENT

The research team would like to express grateful thanks to all of those with whom we have had the pleasure to work during this research, including the individuals, groups of experts, representatives of state agencies, and organizations, who have participated and contributed comments for research. This report also would not have been possible without comments and suggestions of leaders of organizations and individuals interested in consultation workshops.

The research team would like to express their appreciation to Management and Sustainable Development Institute (MSD), ActionAid Vietnam (AAV), ChildFund Vietnam, Plan International Vietnam (PIV), Save the Children International Vietnam (SCI), World Vision International in Vietnam (WVI) and World Wide Fund in Vietnam

(WWF) and all staff, who assisted in the data collection process and organized the consultation workshops. We especially appreciate the contribution of Mr. Graham Long, from Newcastle University and Ms. Nguyen Phuong Linh from MSD Vietnam, for their contributions to the research report, which includes comments showing their wisdom and experience.

In addition, we are also very thankful for the technical and financial supports from the Swedish International Development Cooperation Agency (SIDA) and The Robert Bosch Stiftung GmbH Foundation through The International Civil Society Center (ICSC).

The findings and conclusions presented in this report do not necessarily represent the views of any organizations or individuals mentioned in the report.






TABLE OF CONTENTS

FOREWORD	4
ACKNOWLEDGMENT	5
TABLE OF CONTENT	6
LIST OF ACRONYMS	7
EXECUTIVE SUMMARY	8
PART I: GENERAL INTRODUCTION	11
I.1. Introduction	11
I.2. Objectives	12
I.3. Research methods	12
I.4. Contribution of the LNOB partnership members	17
PART II: SURVEY RESULTS AND FINDINGS	18
II.1. SGD 1 - End all forms of poverty everywhere	18
II.2. SDG 4 - Ensure quality, equitable, inclusive education and promote lifelong learning opportunities for all	22
II.3. SDG 5 - Achieve gender equality, empower and create opportunities for women and girls	26
II.4. SDG 8 - Ensure sustainable, comprehensive, and continuous economic growth; full employment, productivity, and decent work for all	29
II.5. SDG 13 - Timely and effective response to climate change and natural disasters	34
III.6. SDG 16 - Promoting a peaceful, justice, and equal society for sustainable development	38
PART III. CONCLUSIONS AND RECOMMENDATIONS	42
III.1. Conclusions	42
III.2. Recommendations	44
ANNEXES	46
REFERENCES	53

LIST OF ACRONYMS

AAV	ActionAid Vietnam
CGD	Citizen-generated Data
CSO	Civil Society Organization
EMG	Ethnic minority group
GSO	General Statistics Office
LNOB	Leave No One Behind
MPI	Ministry of Planning and Investment
MSD	Management and Sustainable Development Institute
PVI	Plan International Vietnam
PWDs	People with disability
SDG	Sustainable Development Goal
VNR	Voluntary National Review
VSDG	Vietnam Sustainable Development Goal
WVI	World Vision International
WWF	World Wide Fund



EXECUTIVE SUMMARY

The report of “*Citizen-generated Data – Community voices on Achievement of Sustainable Development Goals in Vietnam*” is conducted to reflect the perspectives of vulnerable groups including Children and Youth, Women, People with disabilities, LGBTIQ+, ethnic minorities, and social organizations to the levels of achievements of some indicators of SDG 1, 4, 5, 8, 13 and 16 in the implementation process in Vietnam in 2022. This data is expected to contribute to monitoring, demand, or drive change on issues affecting citizens or their communities. The data is expected to complement institutional data, not a replacement for it, which can highlight issues that are important to people and feed their views up into higher-level policy debates or be used to verify official narratives and datasets. In addition, the data generation process also targeted to empower people, giving them a way to engage with political processes that might otherwise seem removed from their lives.

To produce the report, the survey team did collect data from 3,100 samples from grassroots levels including children, youth, women, people with disabilities, LGBTIQ+, and CSOs from the North, Central and Central Highlands, and the South focusing on their perspectives of SDG improvements in 2022 and their forecast of SDGs future progress in 2025. The community

rating cards were applied to help citizens to evaluate the improvements and achievements of 69 selected indicators of 6 surveyed SDGs through rating from 1 – 5, in which 1 – 2 is the Very Low and Low level of completed; 3 is Average; 4 is Relatively completion and 5 is Completed. In addition, focused group discussions were also conducted to clarify the data collected and further collect the real “day-to-day” opinions, experiences, and recommendations from different groups.

This report presents key findings from a large exercise in generating data from citizens on their perceptions of SDGs implementation, successes, and challenges organised by the LNOB partnership. This data shows how citizen perceptions offer a different perspective on SDGs implementation; how different marginalised segments of society view progress on the SDGs and reports from the grassroots on the key challenges for SDGs achievement perceived by these groups. In these ways, the report makes the case for the value of citizen-generated data as an important source of information to compliment official data and allow for a fuller picture of national SDGs implementation to emerge. The conclusion offers some recommendations for how this resource could be developed more effectively through partnership.

Key findings from the citizen-generated data are as follows:

1 There is a significant difference in the achievement of the SDGs from the community's perspective and from the State's official public data in the National Report 2020 – Progress of five-year implementation of Sustainable Development Goal. The targeted groups in communities tend to be less positive about the achievement of all 06 surveyed SDGs than which were reflected in the Government's report. Specifically, the government forecasted that some indicators of SDG 4 and SDG 13 were completed, and many important indicators of SDG 1 can be achieved in 2025, while the community thought that those SDGs would only be partially achieved at above-average levels.

2 There are clear differences in the perspectives on SDGs improvements and future forecast of SDGs in 2025 among different community groups as well as regions and urban-rural areas. Among those, children and women are the two groups perceiving the highest levels of SDGs improvement in 2022, and youth and women are the most positive groups to foresee the achievement of SDGs in 2025. Among regions, the citizens in the North have a more positive view of SDGs improvements than in the Central and the South. The overall views of citizens become less positive when comparing responses from urban areas to those from rural remote and mountainous areas.

3 To mark the achievement of SDGs from 1 – 5 (when 5 is fully achieved), all targeted groups have similar evaluations about the SDGs progress, largely within the above average levels (marked from 3.3 – 3.49/5). Foreseeing the future in 2025 (in the next 03 years), all targeted groups also agree on the slightly improvements from 10% to 12.4%, equivalent to an annually average growth of 0.5 scores to 0.62 scores. Though this is not especially positive about the future, if the above increase rate can be maintained from 2025 to 2030, all 6 SDGs will be able to reach the level of Relatively Completed or close to Completed.

4 SDG 1 and SDG 8 are perceived as having the lowest improvement by 2022 but are forecast to get the most improvements in 2025. Clarification from the focus group discussion with those evaluations indicates this is due to the effects of COVID-19 in creating economic downturn and unemployment, but all targeted groups expect a better future in poverty alleviation in 2025 after COVID-19. SDG 4 received the highest perception of improvement in 2022 and the highest expectation of achievement in 2025.

5 Through group discussion, with almost all groups, the most important SDGs are SDG 4 (education) and SDG 16 (social justice) which are relating more to citizens' daily lives; while CSOs thought all SDGs are equally important. This reflects the way that each targeted group applied their different perspectives to evaluate the situation. While individuals of each citizen group are more concerned about their daily lives of education, jobs, violence, equality, etc., CSOs with their missions of serving the underserved communities with different demands may have a wider view toward sustainable development.

6 Through group discussion, the major challenges for Vietnam to achieve SDGs are all external factors rather than internal ones. Many external factors were mentioned by the vulnerable targeted groups such as infrastructure, traditional customs, restrictions, and policy gaps, the economic downturn or post-COVID-19 pandemic, etc. All informants participating in group discussion reflected that they were confident that all vulnerable communities could still contribute effectively to SDGs implementation, monitoring, and evaluation process in Vietnam.

Key recommendations:

To the Government:

1. Develop a conducive policy environment is needed to recognize citizen-generated data as the source of data for SDGs and build a data and skills infrastructure for the effective use of alternative data sources in the longer term. This may include:

- *“Citizen data” can be used as a complementary source to close monitoring gaps in the SDGs process.*
- *It can further be used to inform the development of public policies and budgets, making them more inclusive of the needs of marginalized groups.*
- *It helps to improve the documentation of lived experiences of marginalized people, monitoring the level of recognition and implementation of their rights*
- *Public service providers can make use of citizen monitoring data as a benchmark to better plan and optimize their services, increasing their accessibility for marginalized communities.*
- *Local governments can use locally produced “citizen data” as a strategic tool to foster and demonstrate accountability towards their constituencies.*
- *The direct involvement of citizens in the SDGs process is an expression of good governance and participatory decision-making.*
- *One of the key ambitions of the SDGs is to support the ‘furthest behind’. Direct involvement of marginalized groups in the SDGs process is a big step ahead toward the realization of this goal, and a strong sign of counteracting discrimination and exclusion in society.*

2. Create an enabling legal environment is necessary to provide CSOs with a basis for safe and sustainable data collaboration with the government. CSOs need a framework to operate safely and effectively in a country. This should include support for training and capacity-building measures as well as funding addressing local civil society. In addition, the

government should provide an invited space for interface dialogue with civil society which means providing a safe space also for marginalized communities to raise their voices and contribute to the development of action plans and solutions in public development.

3. Develop a database of citizen-generated voice on SDGs and included it in the data system for SDGs: Proactively, toward developing an independent method, the key processes to create citizen generated database are:

- (1) *Developing a set of manuals for data collecting and reporting;*
- (2) *Conducting capacity building for implementation partners;*
- (3) *Collecting data from the community's voice;*
- (4) *Forming the database and integrate with the systems of GSO;*
- (5) *Promoting for the enrichment and sharing the database to national level.*

To CSOs and LNOB

1. Improve capacity in citizen-generated data. LNOB should develop the CGD handbook or toolkits in cooperation with GSO and related government agencies to guide and build capacity building for different players using or mainstreaming CGD in the data collection process.

2. Create partnerships for data collection.

3. Continue to advocate for the recognition of CGD in different levels of local communities, national and international levels.



PART I: GENERAL INTRODUCTION

■ I.1. Introduction

Sustainable development is an urgent need and an inevitable trend in the development process of human society. At the United Nations (UN) Summit, which took place from September 25-27, 2015, in New York, USA, the 2030 Agenda for Sustainable Development (The 2030 Agenda) was approved by the UN member states. At the Summit, the Head of the State of Vietnam affirmed that Vietnam supported and committed to mobilizing all necessary resources, all ministries, related agencies, localities, organizations, communities, and citizens to successfully implement the 2030 Agenda and all the Sustainable Development Goals (SDGs). To implement its international commitment, on May 10, 2017, the Prime Minister issued Decision No.622/QĐ-TTg on the National Action Plan for the Implementation of the 2030 Agenda for Sustainable Development (SDG NAP). The SDG NAP sets out targets, tasks, and assignments of responsibilities for ministries, related agencies, and provinces. In SDG National Action Plan and process, it emphasizes the role and participation of social organizations and NGOs in the implementation of Sustainable Development Goals through community models in localities.

In Vietnam, Circular No. 03/2019 / TT-BKHDT on January 22, 2019, stimulated a set of 158 indicators to monitor and supervise Vietnam's national action plan for the 2030 agenda on sustainable development was approved by the Ministry of Planning and Investment (MPI). It touches upon issues of labor, gender, environment, and climate change as well as people with disabilities, aiming to provide authentic and empirical evidence with reliable, consistent, internationally comparable, and easily accessible data, creating a stronger foundation for policymaking, implementing, managing, and

evaluating the implementation of 17 SDGs. Especially, the indicators also regulate the importance of ensuring LEAVE NO ONE BEHIND – the fundamental principle of SDGs. It is, therefore, very important that data and statistics is fully understood and appreciated by all stakeholders. The data for SDGs monitoring and evaluation in Vietnam is targeted to improve the quality of comprehensive statistics and disaggregated data (by age, sex, rural/urban, province/city, and other characteristics) and voices from different groups, which will lead to more effective decision-making and better development policies (GSO Vietnam, 2019).

After 5 years of implementing the 2030 Agenda, Vietnam has carried out the Voluntary National Review 2018, the National 5-Year Progress Report on the Implementation of the Sustainable Development Goal (SDGs) 2020, the Annual SDGs Report 2021, etc. In these reports, though the government has recognized the contributions of social organizations and NGOs and community-based models to the implementation of Sustainable Development Goals, it has still pointed out that the main difficulty is the lack of data in grassroot levels and the limited knowledge and participation of vulnerable groups (such as children, people with disabilities, ethnic minorities,...). Furthermore, in many cases, SDGs data is gathered on themes and topics that do not always matter to citizens, potentially unable to flag up issues of social injustice or environmental degradation that might be missed.

SDGs are only achieved when marginalized groups are not left behind and the trust of citizens in the official SDGs data can only be achieved when they can meaningfully involve in developing those data. There was a strong consensus, partly based on lessons learned

from the Millennium Development Goals (MDGs), that citizen and civil society engagement is critical to the design, implementation, and monitoring of the SDGs. Civil society organizations (CSOs) with their mandates of representing and promoting the rights of these marginalized groups need to move forward with these efforts- whether there is a space for civil society and community-generated data to be used in official SDGs monitoring process, which could help Vietnam improve the scope, quality, and trust of its SDGs-related data and allow better tracking of the national action plan on sustainable development. This may ensure “a reliable, timely, and high-quality source of data analyzed by gender, ages, ethnicity, disability, geographic location and other characteristics relevant in

■ I.2. Objectives

The report of “Citizen-generated data – Community voices on Achievement of Sustainable Development Goals in Vietnam” is conducted to reflect the perspectives of vulnerable groups including Children and Youth, Women, People with disabilities, LGBTIQ+, ethnic minorities, and social organizations to the levels of achievements of some indicators of SDG 1, 4, 5, 8, 13 and 16 in the SDGs implementation process in Vietnam in 2022. This data is expected to contribute to monitoring, demand, or drive change on issues affecting citizens or their communities. The data is expected to complement institutional data, not a replacement for it, which can highlight issues that are important to people and feed their

■ I.3. Research methods


I.3.1. Survey samples

Survey samples include Youth, Women, People with Disabilities, Children, LGBTIQ+, ethnic minorities, and social organizations, focusing on status and SDGs achievements at the Community level.

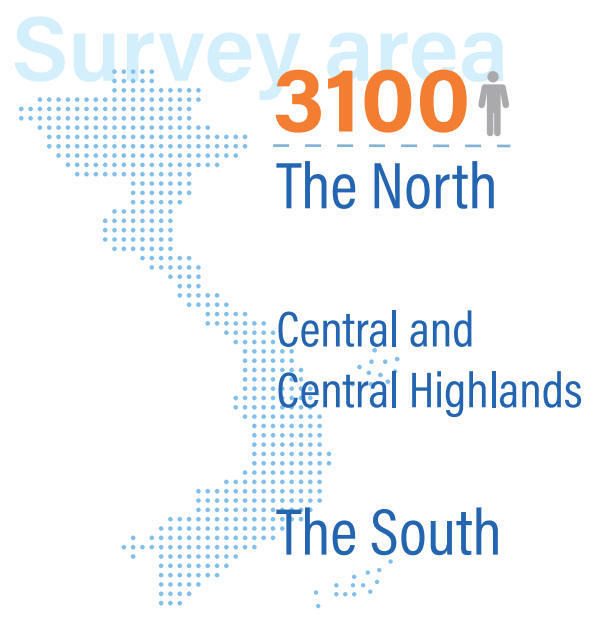
(Note: For the group of CSOs, there are 05 organizations with 02 regions of operation, and 04 organizations with support and intervention activities from 02 to 03 community levels)

the national context” (SDG 17,18).

Leave No One Behind Vietnam is a partnership of social organizations in Vietnam, established in 2017 with the aim of ensuring the voices of marginalized groups are heard and count in the process of Sustainable Development Goal implementation. With the mission, the LNOB Vietnam with the support from International Civil Society Center (ICSC) conducts citizen-generated data to understand the level of evaluation of different vulnerable groups in Vietnam in achieving some SDGs indicators. The project has connected with several CSOs working in Vietnam, including both local and international ones, to produce a data harmonization package on the community’s specific situation and information by using a list of SDGs indicators.



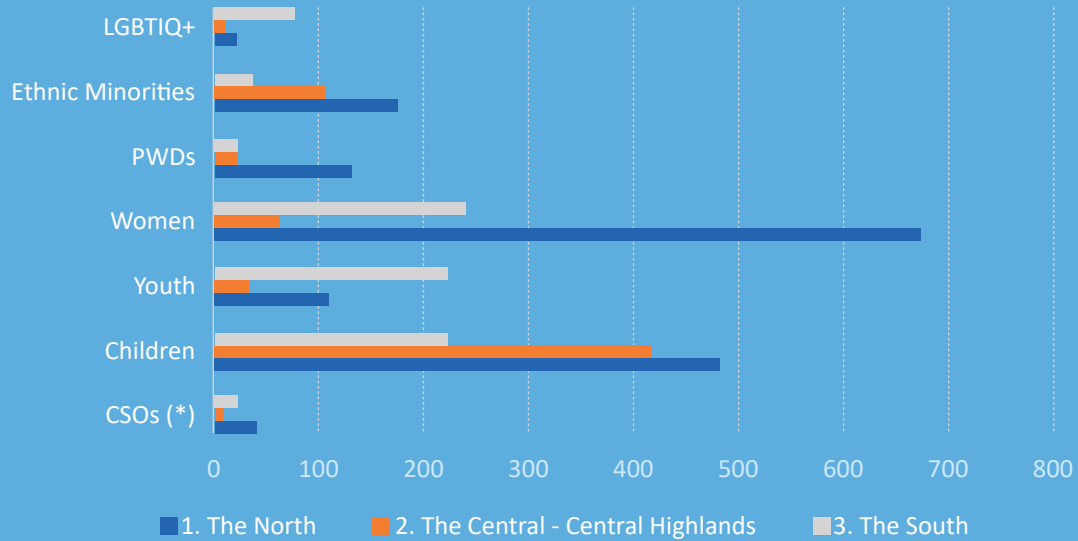
views up into higher-level policy debates or be used to verify official narratives and datasets. In addition, the data generation process also targeted to empower people, giving them a way to engage with political processes that might otherwise seem removed from their lives (CIVICUS).



Segmentation by area:

Area	CSOs (*)	Children	Youth	Women	PWDs	Ethnic Minorities	LGBTIQ+	Total
The North	38	482	108	675	130	173	19	1625
The Central & Central Highlands	6	417	32	59	19	105	7	645
The South	22	221	222	239	22	34	75	835

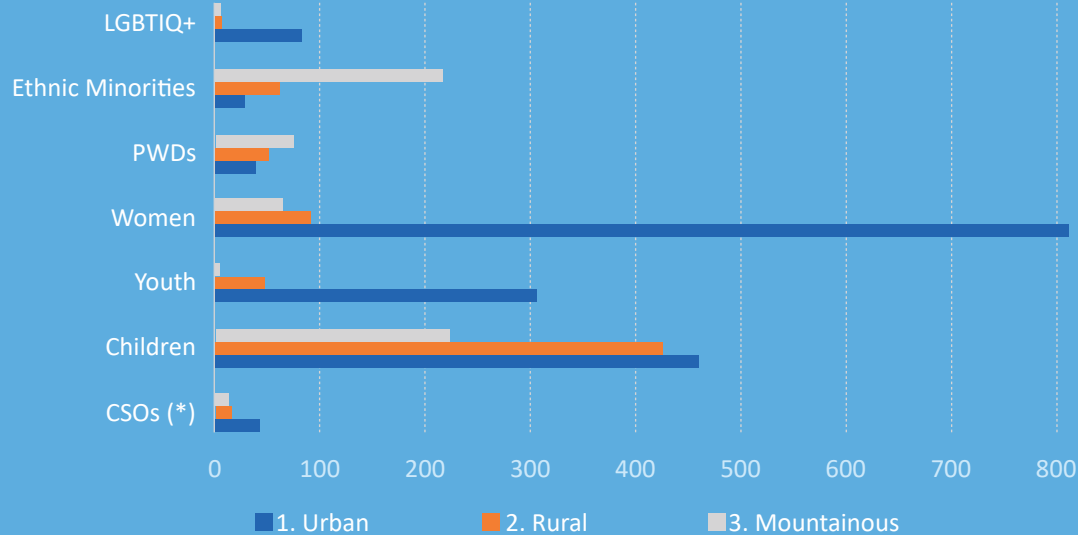
Samples by regions n=3105



Segmentation by community level:

Community level	CSOs	Children	Youth	Women	PWDs	Ethnic Minorities	LGBTIQ+
Urban	43	462	307	814	41	29	86
Rural	15	430	50	94	54	64	9
Mountainous	14	228	5	65	76	219	6

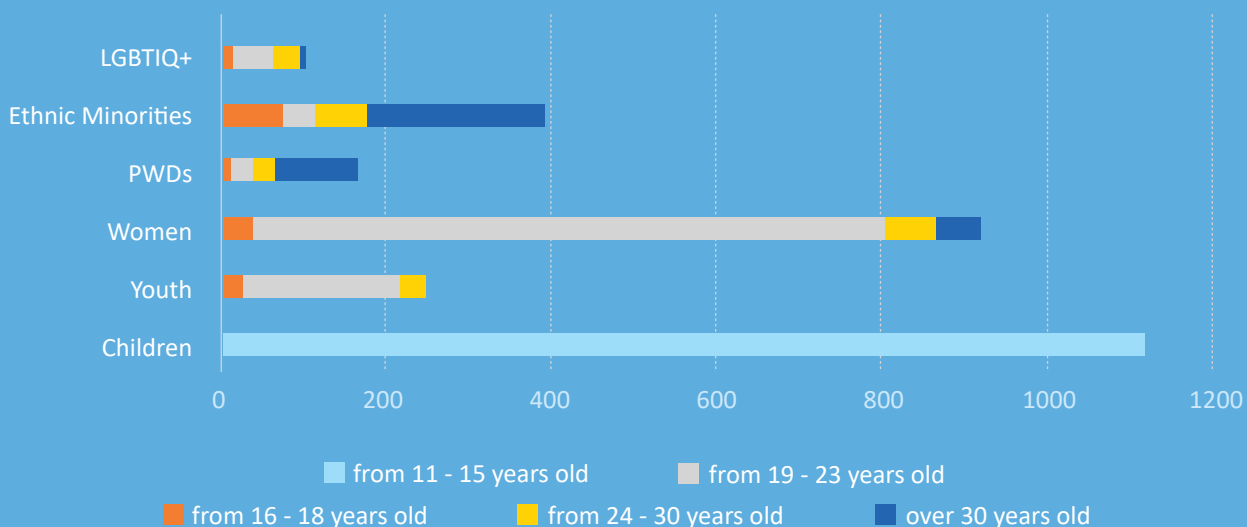
Samples by community level n=3111



Segmentation by age (questionnaire):

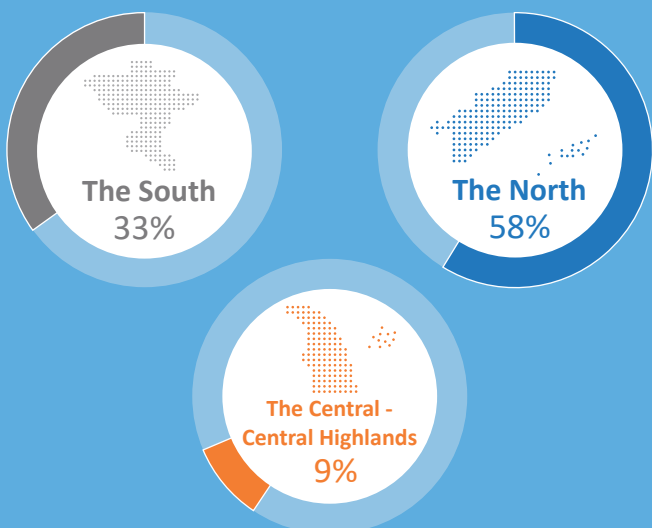
Age	Children	Youth	Women	PWDs	Ethnic Minorities	LGBTIQ+
From 11 - 15 years old	1120					
From 16 - 18 years old		24	37	11	71	12
From 19 - 23 years old		191	768	26	42	49
From 24 - 30 years old		33	61	26	64	32
Over 30 years old			54	102	213	8

Segmentation by age (questionnaire) n=2944




Group of CSOs participating in the survey:

Regions n=66



Community levels n=72



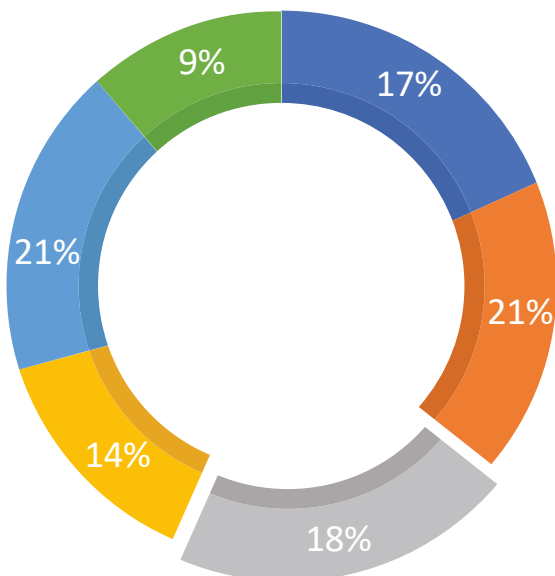
(*) 01 CSO operating in both North and Central Highlands and 01 CSO operating in all 03 regions.

(**) 05 CSOs operating in Rural and Mountainous areas; and 03 CSOs operating at all 03 community levels.

CSOs participating in the survey are currently contributing to the implementation of SDGs and beneficiaries at the following:

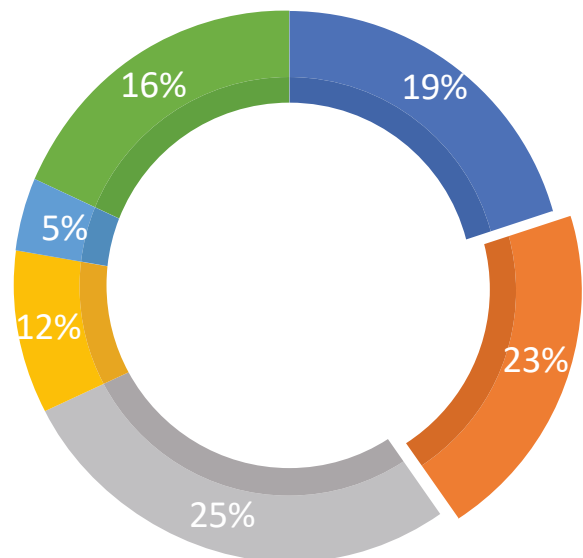
SDGs	Amount	Ratio
SDG 1	18	45%
SDG 4	23	58%
SDG 5	19	48%
SDG 8	15	38%
SDG 13	23	58%
SDG 16	10	25%
Intervention and beneficial groups	Amount	Ratio
Children	19	48%
Youth	23	58%
Women	24	60%
PWDs	12	30%
LGBTIQ+	5	13%
Ethnic Minority Groups	16	40%

Contributing to the SDGs n=108



- SDG 1
- SDG 4
- SDG 5
- SDG 8
- SDG 13
- SDG 16

Intervention and target beneficial groups n=99



- Children
- Youth
- Women
- PWDs
- LGBTIQ+
- Ethnic Minorities

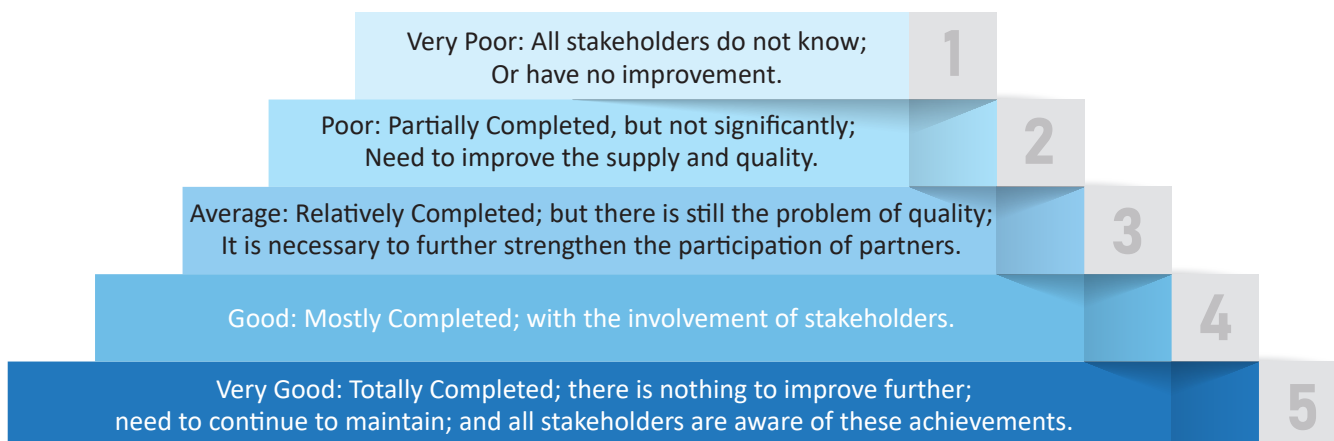
1.3.2. Data collection methods

1.3.2.1. Questionnaire:

For the quantity method, it has 03 sets of questionnaires, corresponding to 03 groups of respondents: **(1)** For the groups of Youth, Women, PWDs, and Ethnic minority groups; **(2)** CSOs and **(3)** Children (11-15 years old).

Each questionnaire has 02 parts: **Part I.** General information and **Part II.** The status and achievements.

The assessment scope is related to 06 SDGs including: SDG 1, 4, 5, 8, 13, and 16, including the current achievement and estimated achievement in 2025. The total number of survey indicators is 69 sub-indicators, reflecting 06 VSDGs, based on the rating from 1 to 5 scores, corresponding to the achieved levels:



All questions in the questionnaire are representative of VSDG indicators, showing improvement created and positive change for the community. The given rating is a general assessment of the respondents' awareness and understanding of the changes, improvements,

or outstanding problems, difficulties, etc., which are based on real experience, with reliable evidence. Those levels of achievement are not limited to the scope of any single project or based on the results created by any single organization.

1.3.2.2. In-depth interview:

The in-depth interview questionnaire has two parts: **(1)** General information and **(2)** Achievements of 06 VSDGs. The interview includes specific questions to provide qualitative information for the research, focusing on issues such as evaluations, reasons, participation levels, etc., as well as examples of VSDGs'

achievements.

The total number of conducted in-depth interview is 109 interviews, including Youth, women, and PWDs. All interviewees belong to different region and different community levels, to ensure the quality of collected data.

1.3.2.3. Focus group discussion

The research consists of 03 consultation workshops, organized when the draft report is ready, providing key findings and discussing scores to CSOs and community groups of Youth, Women, PWDs, and Ethnic minority groups.

- Consultation workshop with Women, Youth, and People with Disabilities in Ha Giang

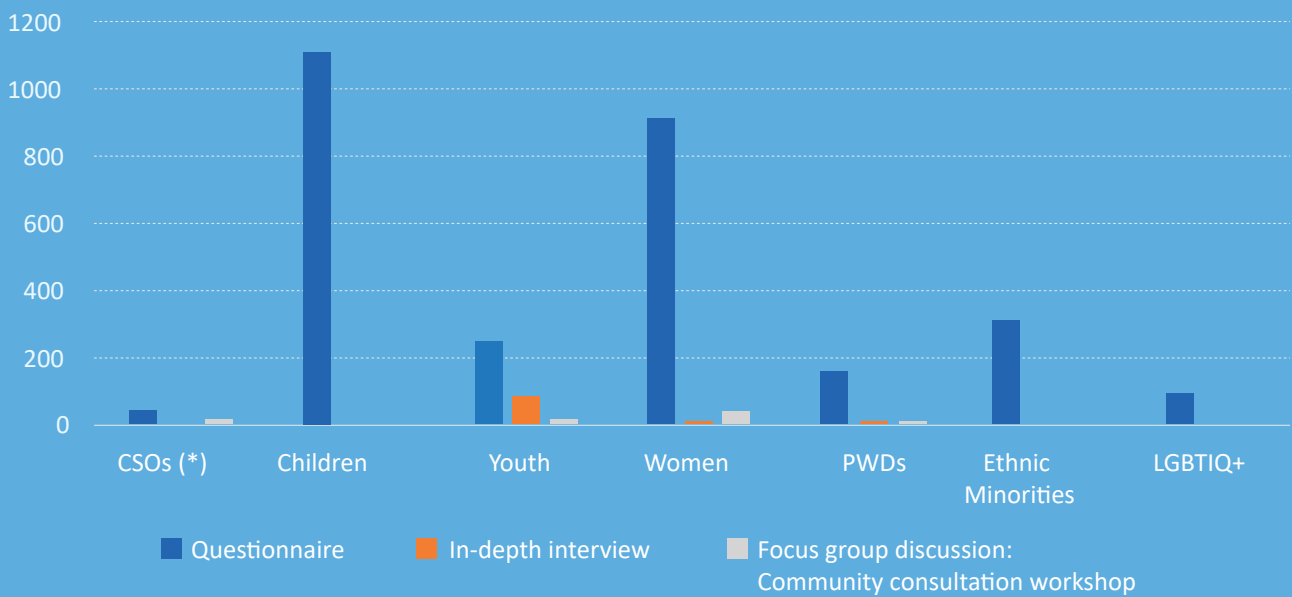
- Consultation workshop with Women and Youth in Quang Tri

- Consultation workshop with CSOs in Hanoi, Ho Chi Minh City and surrounding areas

The total number of survey samples distributed according to research methods as follows:

Method	Participants							Total
	CSOs	Children	Youth	Women	PWDs	Ethnic Minorities	LGBTIQ+	
Questionnaire	40	1120	248	920	165	312	101	2906
In depth interview			94	10	5			109
Community consultation workshop	21		20	43	1			85
Total	61	1120	362	973	171	312	101	3100

Samples and Research methods n=3100



I.4. Contribution of the LNOB partnership members

The survey process to complete this report acknowledges the contributions of LNOB Vietnam partnership members, with its full scope and participation, from planning to finalizing survey materials, collecting data in the field, and consultation reviewing the report. There are 07 organizations coordinating the process, which are: MSD, ActionAid Vietnam, World Vision Vietnam, ChildFund Vietnam, Save the Children, World Wide Fund, and Plan International.

The above-mentioned contributions demonstrate the high commitment, participation, and responsibility of all network members. For the research results, the comprehensive participation of organizations has made an important contribution to ensuring that the survey is carried out on a wide scale across the country, at all community levels, with diverse, typical samples, to recognize the voices of all vulnerable groups in the community.



PART II: SURVEY RESULTS AND FINDINGS



II.1. SGD 1 - End all forms of poverty everywhere

With SDG 1, the survey covered the evaluation of citizens with 4 indicators:

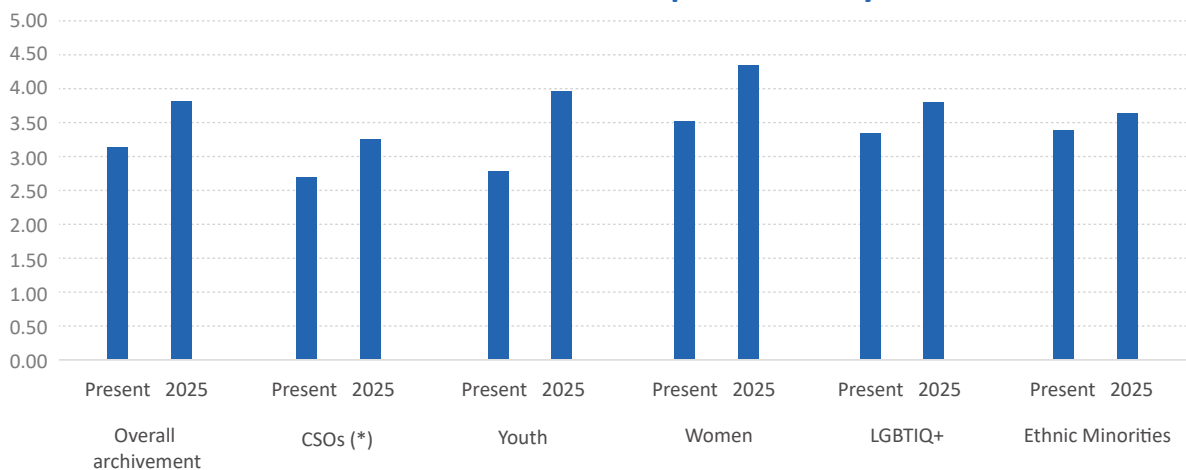


With SDG 1, the survey collected the perspectives of CSOs, Youth, Women, Ethnic minorities, and LGBTIQ+. The children group was not included

in this part as this may be beyond their knowledge to evaluate.

(i) Overall assessment:

SDG 1 - Level of achievements and expectations by 2025 n=1786



The survey results show:

- Currently, the overall scores – often in the 2.5-3.5 range – reflect the community giving scores of 3.15, equivalent to Relatively Completed.
- By 2025, the overall achievement is expected to have the potential for improvement, which is the progress that could take place (3.78), at the level of Relatively Completed, nearly reaching the level of Mostly Completed.
- Over 3 years (2022-2025), the estimated improvement is 0.62 (12.4%, with an average growth rate of 0.21 per year).

The general roadmap set out by the government on SDG 1 is reducing the multidimensional poverty rate from 1-1.5% annually (by 2020 and maintained until 2030) to achieve a 50% reduction in the multi-dimensional poverty rate by 2030 and a decrease rate of 1.17% per year. According to the country report in 2020, Vietnam is likely to achieve all four specific indicators in SDG 1 by 2030.

Compared to the above results, the level of

achievement from the community voice is less positive, at present as well as in 2025. Although the improvement of SDG 1 is the highest improvement rate among all 06 SDGs.

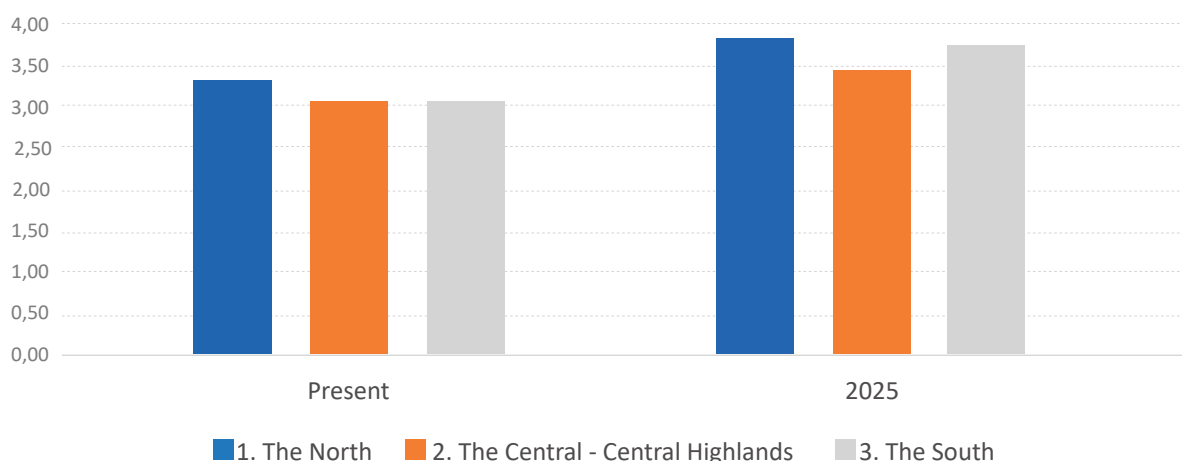
To some extent, the government also recognizes the lack of information from the vulnerable community and the limitations that need to be overcome in the coming period. This is a good opportunity for government reviews to include a voice from the community, as well as for CSOs to work more closely with government agencies in the future.

(ii) Community assessment varies by region and community level:

By region:

- The level achieved at present, the highest is in the North, decreasing in order of the Central-Central Highlands and the South.
- But, in 2025, the South ranks second, after the North, and higher than the Central- Central Highlands, due to the improvement of 0.7 scores, higher than the other two regions with a rating of 0.49 (North) and 0.41 (Central- Central Highlands) respectively.

SDG 1 - Achievements by region n=1786



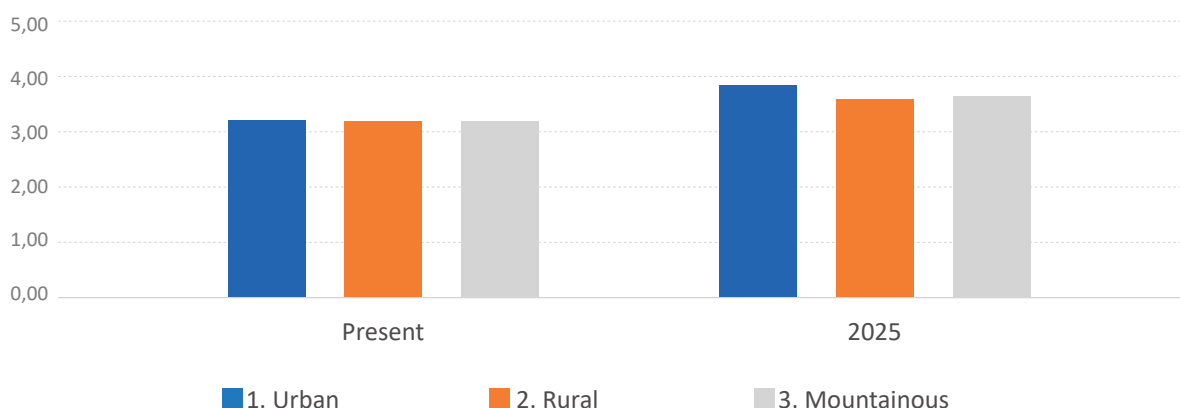
By community level:

- Current achievement level in descending order from Urban (3.22 scores), Rural (3.21 scores), and Mountainous (3.20 scores).
- Achievements in the year 2025 show the change in order, although of slight difference, respectively: Urban (3.86 scores), Mountainous (3.67 score), and Rural (3.66 6 scores).

The above assessment represents an important feature of the achievement level across regions and communities. Although there is a slight difference in the rating, the Mountainous rating is higher than Rural (0.2 scores lower than Urban),

but it does not mean the income in mountainous areas is higher than in urban. From the interview results, the urban interviewees said: "Average income has increased recently, but the living expense in urban areas has increased significantly, much higher than in rural areas". Therefore, although there is a difference in income, the achievements in reducing all forms of poverty everywhere remain at the level of Relatively Completed, for all groups, at all community levels, becoming the hardest completed goal, among 06 VSDGs.

SDG 1 - Achievements by community levels n=1786

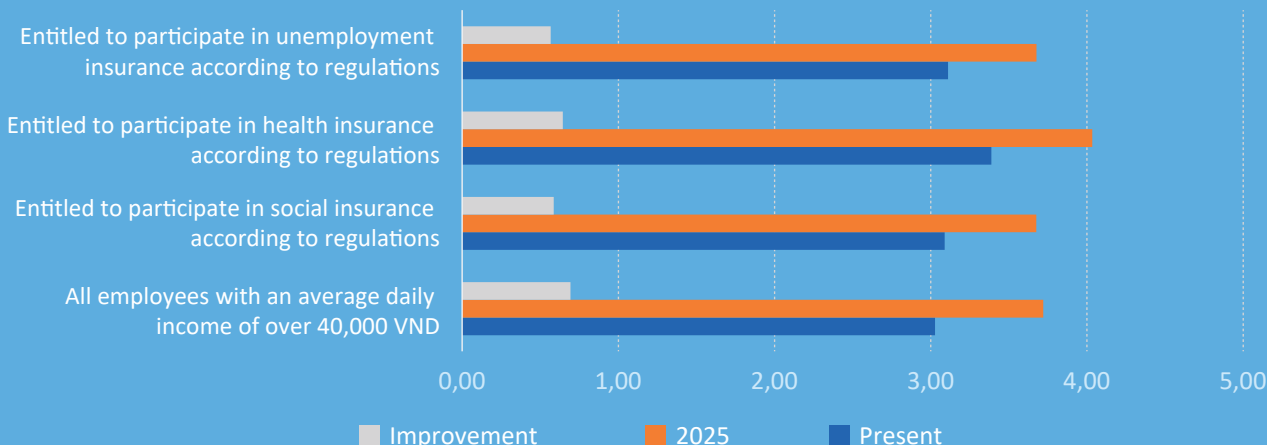


(iii) Regarding indicators related to SDG 1:

In related statistical reports and documents, Vietnam has not yet calculated data for some

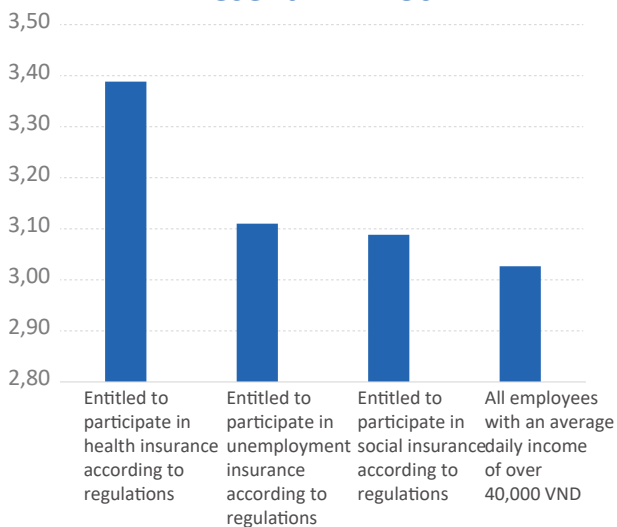
sub-indicators. Based on the survey results, the achievement of important indicators contributing to SDG 1 are:

SDG 1 - Indicator achievements n=1786

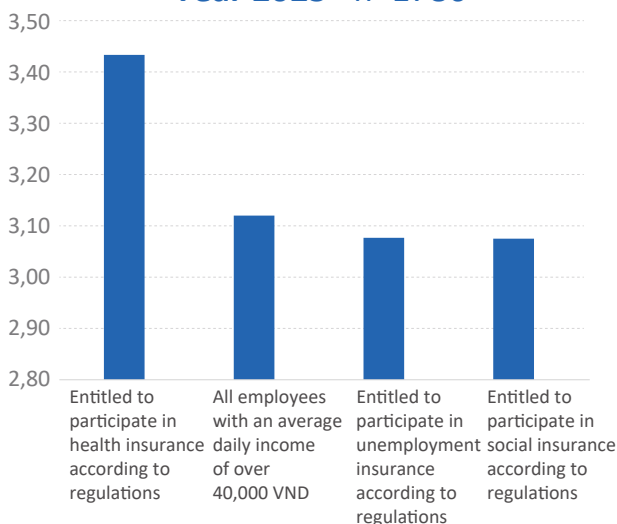


At present, all indicators are rated at the level of Medium, which means Relatively Completed. The highest core is “Enrolled in health insurance according to regulations” (3.39 scores) and the lowest is “Average daily income over 40,000 VND” (3.03 scores).

Present n=1786



Year 2025 n=1786



In 2025, the indicator of “Enrolled in prescribed health insurance” is the only indicator with a Good rating (4.03). The indicator having the lowest rating is “Participating in social insurance according to regulations” (3.68 scores). However, the indicator with the most improvement is “Average daily income over 40,000 VND” (0.69 scores), becoming the second indicator in the top 3 improved indicators of SDG 1.

(iv) The assessment is different among groups, showing the own voice of each community, Women has given the highest rating, and, CSOs has the lowest rating at present and in 2025, in contrast:

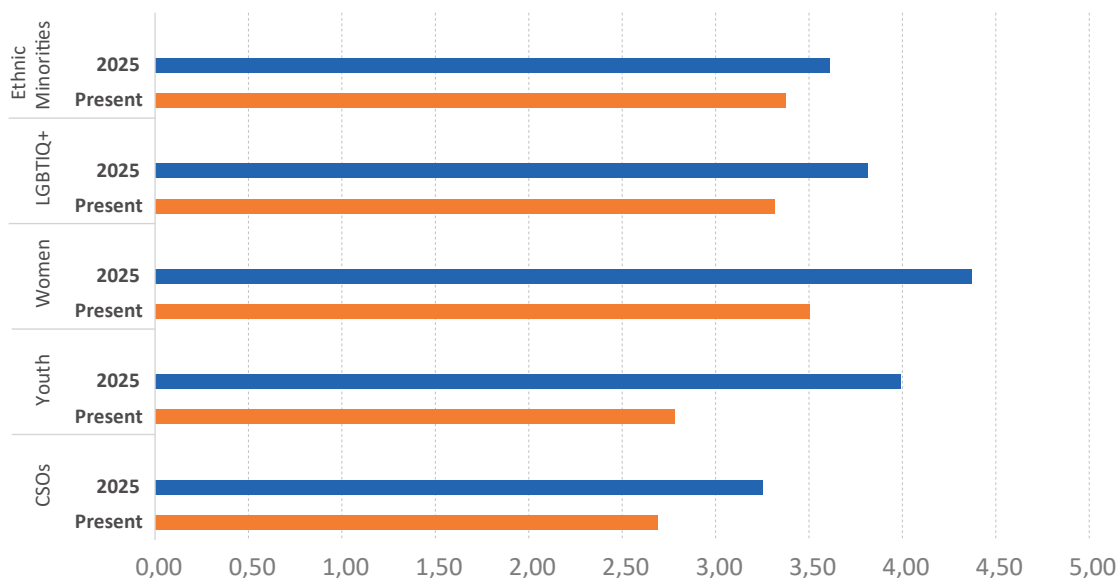
Women has given the highest rating, and, CSOs has the lowest rating at present and in 2025, in contrast:

Present: The order rating from high to low, in the group, is Women (3.51), Ethnic minorities (3.38), LGBTIQ+ (3.32), People with disabilities (3.25 scores), Youth (2.78 scores) and the lowest is CSOs (2.69).

In 2025: The rating has changed in order of Women (4.37), Youth (3.99), LGBTIQ+ (3.81), People with disabilities (3.62), Ethnic minorities (3.61), and CSOs (3, 25).

Among these results, Youth has the second lowest assessment (of the populations) of the current situation and a large expectation for improvement by 2025 (only 2 years away), reflecting on the background of economic rapid growth. This group also said that they may have rapid recovered after COVID-19.

SDG 1 - Evaluation of target groups n=1786



(v) Key factors influencing the achievement of SDG 1 include:

- Low and unstable income.
- No vocational training.
- The increase in income is not enough to offset the increase in the cost of living.
- Average income increased, but the cost of living in urban areas increased significantly and was much higher than in rural areas.
- Inflation also contributes to making this target difficult to achieve.
- Poor, near-poor households... are supported with production tools, livestock, plant varieties, etc.

(vi) The elements needed to achieve improvement by 2025 include:

- Continuing to support poor, near-poor households, the sick, the lonely elderly, etc.

- Supporting vocational training and job creation for youth and people with disabilities.
- Improving policies on social insurance and health insurance for poor households and ethnic minorities.
- Creating jobs and supporting livelihoods with better income for disadvantaged people in rural and mountainous areas.
- Due to the increasing inequality as the economy develops, the gap between rich and poor people is widening, even though the average income of the poor has still improved.
- Raising awareness of economic development, science, and technology transfer.
- Creating a safe investment environment to attract investors.

General perception:

SDG 1 has the lowest rating assessed VSDG, both at Present and in 2025, but the potential for improvement is rated the highest among these SDGs. The fact of optimism in achieving these SDGs is also motivation to achieve better results in the next stage of 2030. It is expected to be Mostly Completed by 2025 and 2030 if an improvement of 0.21 scores per year is maintained.

The State's policy of subsidizing and supporting health insurance and social insurance for poor households and people in remote and isolated areas in recent years has contributed to the achievement of welfare indicators. However, in the coming time, when the support policy changes, it will create new challenges to achieve these indicators and SDG 1 in general.

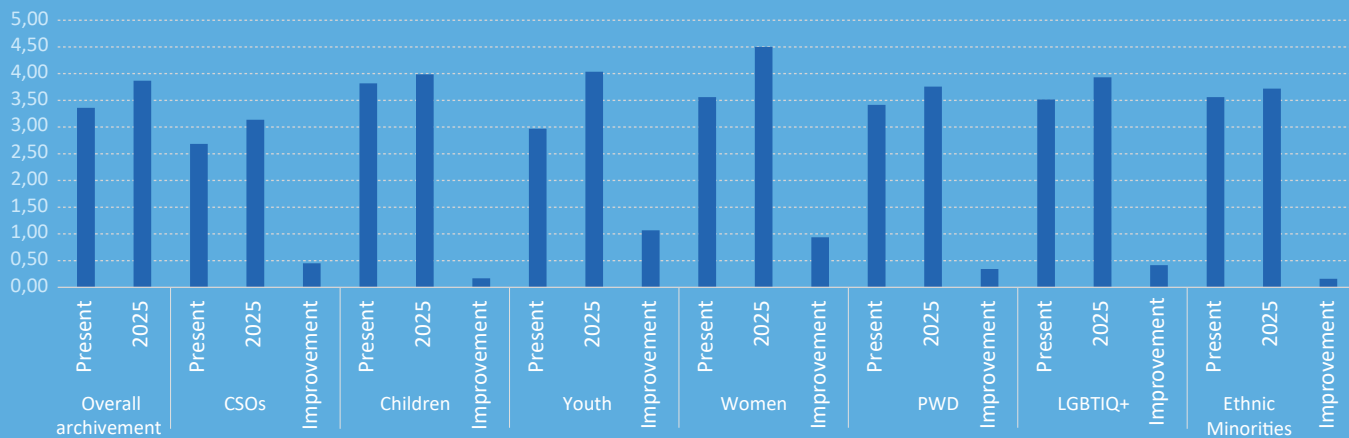


II.2. SDG 4 - Ensure quality, equitable, inclusive education and promote lifelong learning opportunities for all

With SDG 4, the survey covers citizens' evaluation in all indicators from 4.1 – 4.38 ⁽¹⁾

(i) Overall assessment:

SDG 4 - Current achievements and expectations by 2025 n=2906



Although the data on relevant indicators by government statistics shows that SDG 4 has the most satisfactory results, and many of which have been reached or nearly reached the target by 2020, the overall assessment results by the community are at the medium level, Relatively Completed, not approaching the level of “Mainly achieved” by 2025, specifically:

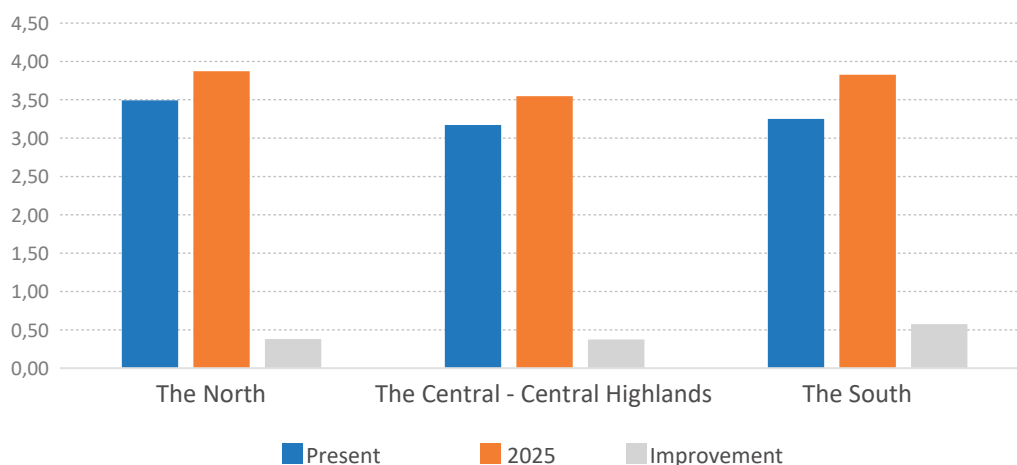
- Currently, the overall achievement of the Goal is 3.36, equivalent to Relatively Completed.
- By 2025, the overall achievement is rated by 3.87 out of 5, remaining at Relatively Completed.
- Improvements over 3 years (2022-2025) are 0.51 scores (equivalent to 10.2%, with an average growth rate of 0.17 per year).

(ii) Community assessment varies by region and community level, specifically:

By region:

- At present, the highest levels are achieved in the North (3.49), then, the South (3.25), and the Central- Central Highlands (3.17).
- In 2025, ranking from high to low, between regions is the North (3.87), the South (3.83), and the Central- Central Highlands (3.55).
- Improvement of each region is significant in the South (0.58), but slightly different between the North (0.38), and the Central- Central Highlands (0.37).

SDG 4: Achievements by Region n=2906



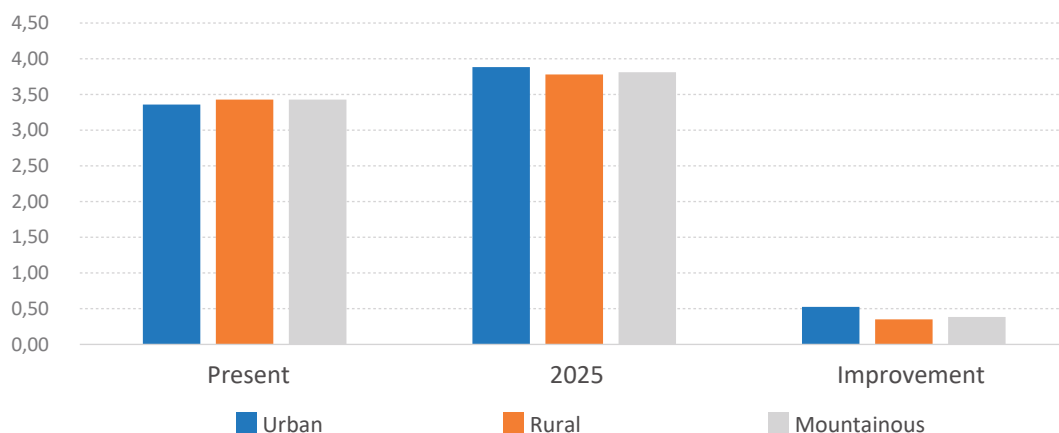
⁽¹⁾ The list of indicators surveyed in this report is in the Annex

By community level:

The current level of achievement is in descending order from Rural (3.43 scores), Mountainous (3.43 scores), and Urban (3.36 scores).

In 2025, the order changes respectively: Urban (3.88 scores), Mountainous (3.81 scores), and Rural (3.78 scores).

SDG 4 - Achievements by communities n=2906



(iii) Regarding indicators related to the goal:

Currently, all indicators are rated as Relatively Completed. The highest achieved indicators are:

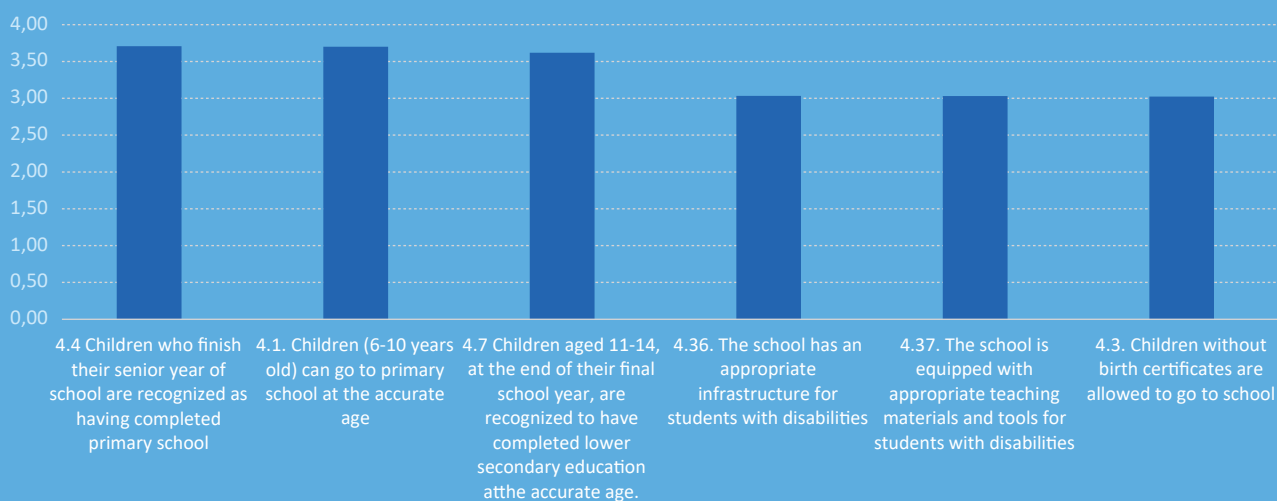
- Children who finish their senior year of primary school are recognized as having completed primary school (3.71).
- Children (6-10 years old) can go to primary school at the accurate age (3.70).
- Children from 11 to 14 years old, at the end of their final school year, are recognized to have completed lower secondary education at the accurate age (3.62).

The 3 lowest indicators are:

- The school has an appropriate infrastructure for students with disabilities (3.03).
- The school is equipped with appropriate teaching materials and tools for students with disabilities (3.03).
- Children without birth certificates are allowed to go to school (3.03).

Remarkably, the two above indicators are related to infrastructure and teaching equipment and tools for children with disabilities. It shows the necessity to have improvement efforts that focus on the needs of people with disabilities.

SDG4 - Three current highest and lowest indicators n=2906



By 2025, the best-performing indicators include:

- Children who finish their senior year of school are recognized to have completed primary school (4.48).
- Children (6-10 years old) can go to primary

school at the accurate age (4.08).

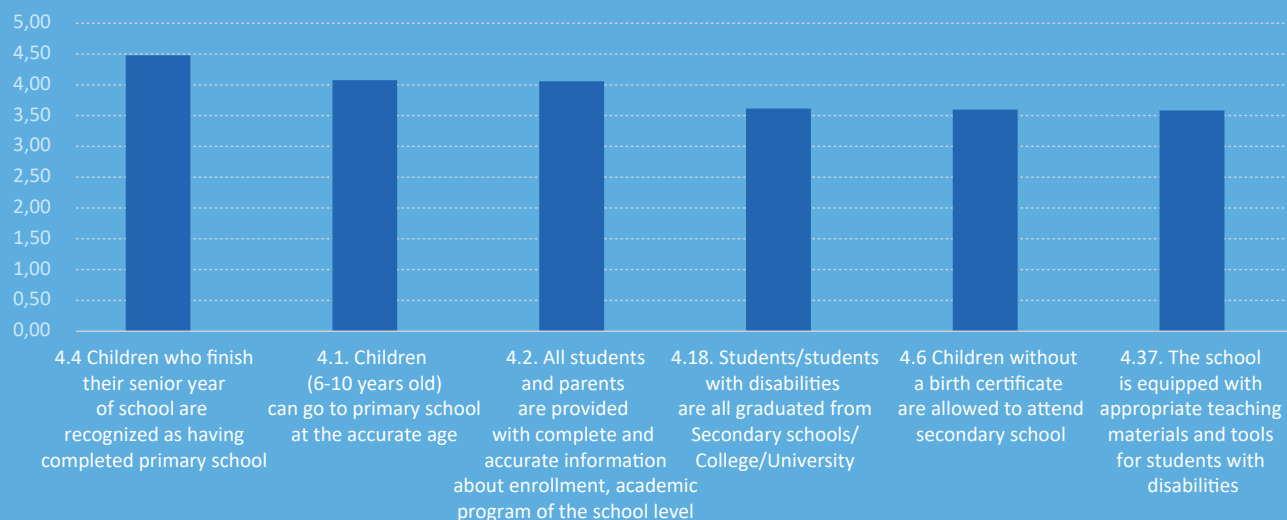
- All students and parents are provided with complete and accurate information on admissions and study programs (4.06).

The indicators with the lowest rating are:

- Students/students with disabilities attend and graduate from Intermediate Schools/ Colleges/Universities (3.61).
- Children without birth certificates are allowed to attend secondary schools (3.60).

- School is equipped with appropriate teaching materials and tools for students with disabilities (3.58).

SDG 4 - The three highest and lowest indicators in 2025 n=2906



The above three indicators show that the indicators related to students with disabilities and children without birth certificates in need of support are still the problems, which require focus on.

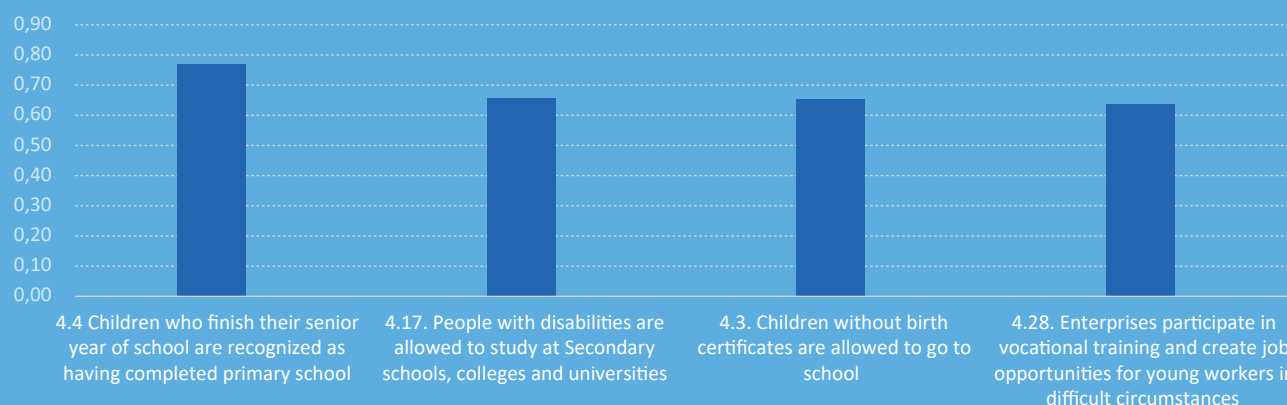
The three indicators with significant improvement include:

- Children who finish their senior year of

school are recognized to have completed primary school (0.77).

- People with disabilities are allowed to study at intermediate schools, colleges, and universities (0.66).
- Children without birth certificates are allowed to go to school (0.65).

SDG 4 - Significant improvements by 2025 n=2906

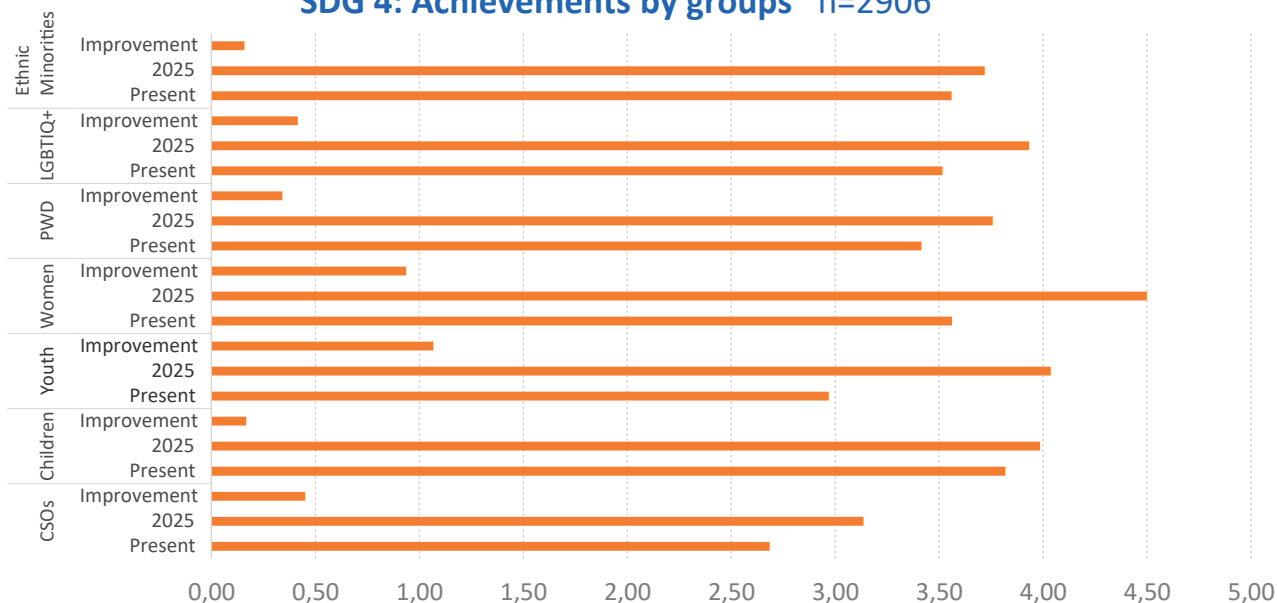


(iv) The level of achievements is differences between groups, specifically:

Present: Children are the highest-rated group, followed by groups of Women, Ethnic minorities, LGBTIQ+, PWDs, and Youth. All groups are significantly higher than the CSOs group, which is the lowest rating (2.69).

Level of achievement in 2025: Group of Women and Youth are the groups with higher ratings than Children: 4.30 and 4.23 compared to 3.99. CSOs (1.36) is the group with the lowest rating and is significantly lower than the group of Women.

SDG 4: Achievements by groups n=2906



(v) Key factors affecting the achievements of SDG 4 include:

- The facilities are not stable and lack the training materials for practicing.
- Degraded infrastructure.
- Currently, textbooks are being reformed and still in the process of being revised, Textbook price is the issue having an impact on both the education system and pupils. For pupils/ students who are vulnerable children, there is a significant barrier to achieving the goal of “quality education for all”.
- Some parents do not have enough money to support their children to go to school
- Pupil and their family are being provided with full information: enrollment, fees, and training programs.
- Both schools and localities have scholarship funds and study promotion funds
- The content of gender and life skills, was considered sensitive before, but society has started to be more open.

- Failing to meet the requirements in terms of facilities, which is not comprehensively supporting for students with disabilities. For example, the aisles and toilets are not suitable for use.
- Supporting funds such as scholarships are very useful, but not enough for all ethnic minority people to continue to study.
- In terms of training quality, there is a perfect match between theory and practice currently.
- Traffic safety propaganda classes, violence prevention, and drug prevention are regularly held.

(vi) The necessary elements needed to achieve improvement by 2025 include:

- Paying attention to repairing and upgrading infrastructure, especially for people with disabilities.
- Increasing socialized mobilization resources for education.

General perception:

Compared with the assessment in the Country Report 2020, the community assessments of SDG 4 have different levels of achievement. In the National Report 2020, some important indicators have reached 90% to 99% in 2019. For example: Students attend primary school at the accurate age (98%), and Students are recognized to complete the program. primary school (99.7%), students who go to lower secondary school at the accurate age (89.2%),

students who complete secondary school (99.3%), and 99-100 % of teachers who meet national standards; the rate of trained workers has increased steadily in the years from 53.6% (2016) to 62% (2019).

From the perspective of community assessment and forecast, with the improvement rating maintained as expected (0.85 scores/5 years), it is likely to approach completion by 2030.

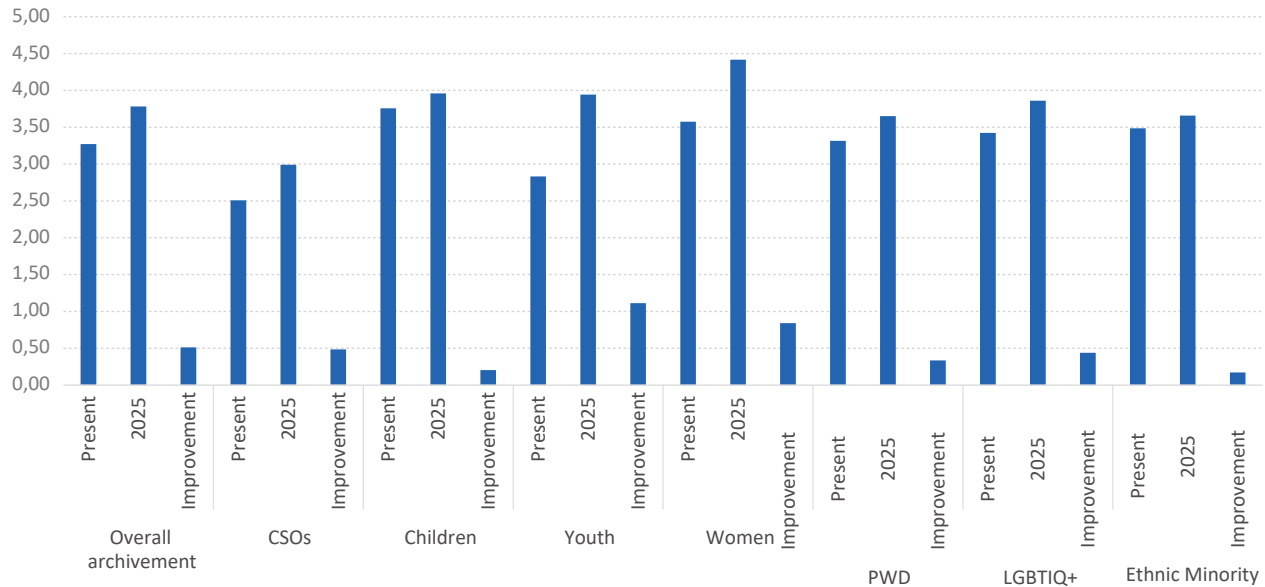


II.3. SDG 5 - Achieve gender equality, empower and create opportunities for women and girls

With SDG 5, the survey covers the evaluation of citizens for the indicators 5.1 to 5.9.

(i) Overall assessment:

SDG 5 - Current achievements and expectations in 2025 n=2906



(i) Overall assessment:

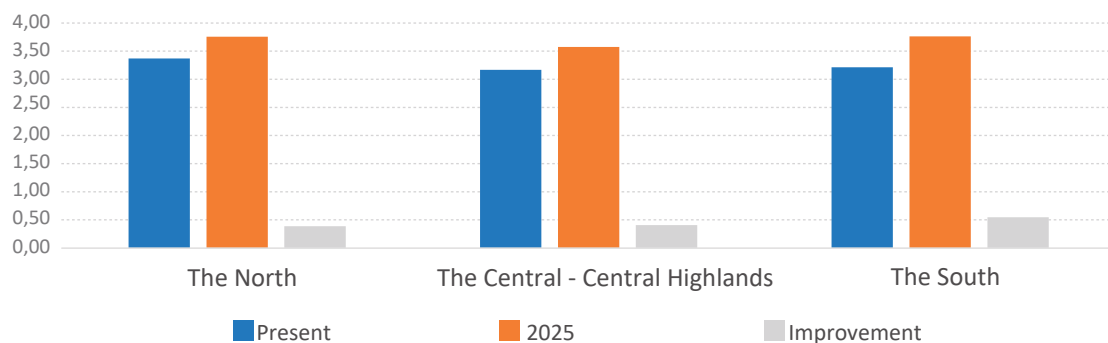
- Currently, the overall achievement of this goal is 3.27, which means SDG 5 has reached the level of Relatively Completed.
- By 2025: although the rating is rated by 3.78, remaining the level of Relatively Completed.
- Changes over 3 years (2022-2025) are 0.51 scores, equivalent to an average sustained increase of 0.17 scores per year.

(ii) Community assessment by region and community level:

By region:

- Currently, the level of achievement, in order from high to low, is the North (3.37), the South (3.21), and the Central - Central Highlands (3.17).
- In 2025, the South will increase its rating to equal to the North (3.76) and higher than the Central-Central Highlands (3.58).
- The improvement level is in rating order of the South (0.55), the Central-Central Highlands (0.41), and the North (0.39).

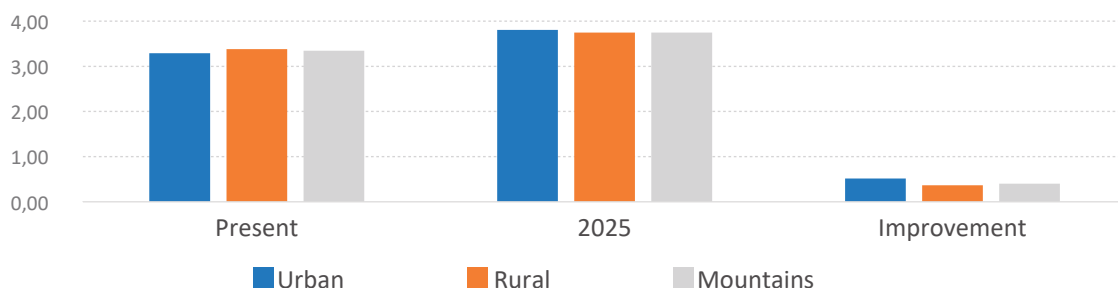
SDG 5 - Achievements by regions n=2906



By community level:

- Current achievement level in descending order from Rural (3.38 scores), Mountainous (3.35 scores) and Urban (3.29 scores).
- In year 2025, the result shows changes respectively in order of Urban (3.81 scores), Mountainous and Rural, which have the same rating of 3.75.

SDG 5 - Achievements by communities n=2906



(iii) Regarding indicators contributing to SDG 5:

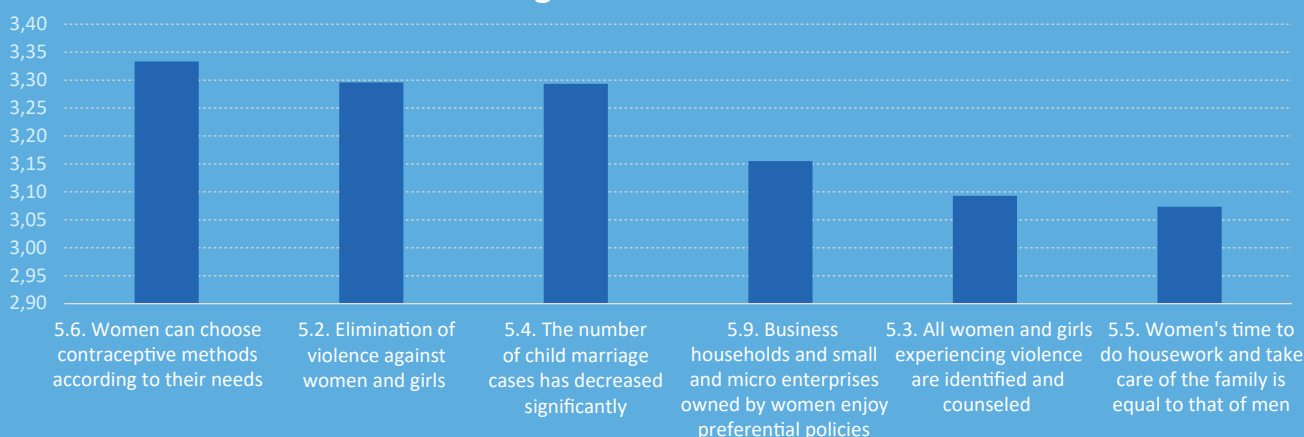
At present, the three most appreciated indicators include:

- Women can choose contraceptive methods according to their needs (3.33).
- Elimination of violence against women and girls (3.30).
- The number of child marriage cases decreased significantly (3.29).

The three indicators with the lowest rating include:

- Business households and women-owned small and micro enterprises benefit from preferential policies (3.16).
- All women and girls experiencing violence are identified and counseled (3.09).
- Time for doing housework and taking care of the family is equal, between women and men (3.07).

SDG 5 - Three current highest and lowest indicators n=2906



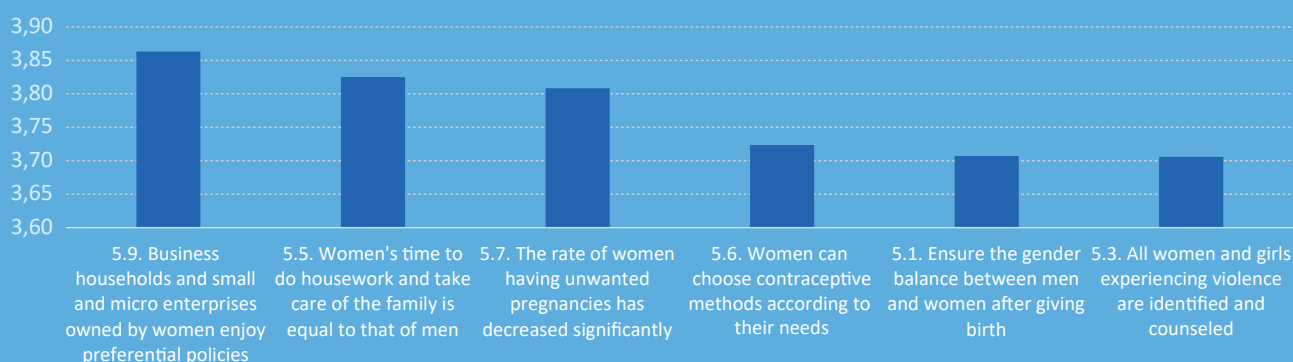
By 2025, the most appreciated indicators include:

- Business households and women-owned small and micro enterprises benefit from preferential policies (3.86).
- Time for doing housework and taking care of the family is equal, between women and men (3.83).
- The proportion of women with unwanted pregnancies decreased significantly (3.81).

The indicators with the lowest rating include:

- Women can choose contraceptive methods according to their needs (3.72).
- Ensuring gender balance after birth (3.71).
- All women and girls experiencing violence are identified and counseled (3.71).

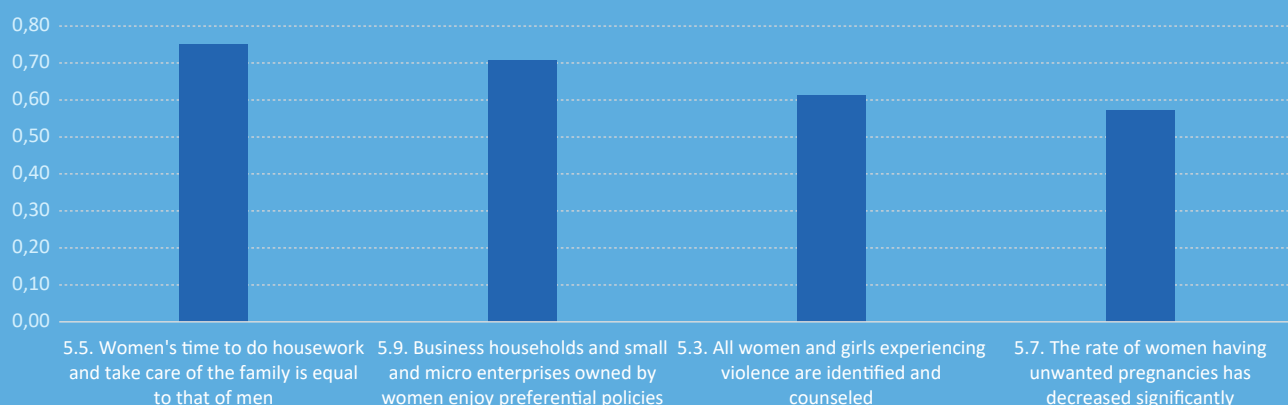
SDG 5 - Three highest and lowest indicators by 2025 n=2906



- The indicators with the most improvement are:
- Time for doing housework and taking care of the family is equal, between women and men (0.75).
 - Business households and women-owned

- small and micro enterprises benefit from preferential policies (0.71).
- All women and girls experiencing violence are identified and counseled (0.61).

SDG 5: Significant improvements by 2025 n=2906



It shows that with improvements in equality in household work and supporting policies, incentives for women-owned micro and small businesses, are the main factors to ensure ownership and women's role in the family and society. However, gender balance and timely detection and support for women and girls when experiencing violence are still limitations that need to be prioritized to overcome soon.

(iv) Evaluation of target groups:

Currently, the rating order of the groups is as follows:

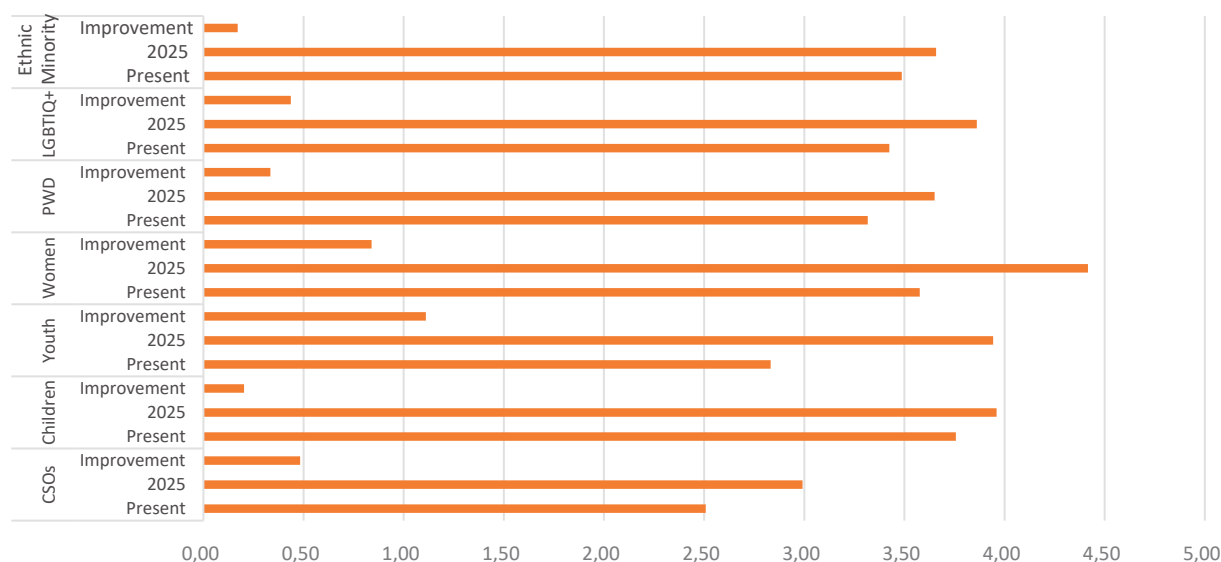
Present:

The group with the highest rating is Children (3.76) and the lowest is CSOs (2.51).

In 2025:

The rating order has changed, the highest is Women (4.42) corresponding to the level of Mostly Completed, and the lowest is CSOs (2.99).

SDG 5 - Achievements by groups n=2906



(v) Key factors affecting the achievement of SDG 5 include:

- Violence against women and children still exists in some suburban communes.
- Regarding child marriage: there is still the phenomenon of female students leaving school early to get married.
- Prenatal sex selection in the locality still occurs due to the concept of male superiority,

however, it has tended to decrease recently.

- High rate of people registering to use safe contraception at the commune health care center.
- There are typical models of women doing good business, women taking charge.
- Women's participation in socio-political organizations increased by 50%, holding many high positions.

(vi) The necessary elements needed to achieve improvement by 2025 include:

- The responsibility of household chores is unified and equal among family members.
- Raising awareness for women, especially livelihoods, with women-owned economic models being replicated.

- Propagating and raising legal understanding of the rights of women and girls, marriage and family law, and gender equality.
- A higher level can be achieved by 2025 when the State will issue a new policy on gender equality.

General perception:

SDG 5 is a VSDG rated at the level of Relative Completed at the present as well as in 2025, although there are improvements, the level of change is not a breakthrough. The main influencing factors stemming from perceptions, customs, and traditions... are all factors that take time to change, especially in communities in rural and mountainous areas.

The government's 2020 assessment shares many similarities with the community's assessment of gender-based violence, unresolved gender imbalance at birth, and women's time spent doing

housework, and noted significant improvements in women's ownership and roles.

Regarding the ability to achieve the target in 2030, with the improvement maintained as expected at 0.62 scores per year, it is likely to approach the target completion level in 2030. This ability also shares the same assessment. The government's statement on how Vietnam still faces challenges to achieve SDG 5 by 2030, especially the indicator of "sex ratio at birth" and "violence against women and girls".

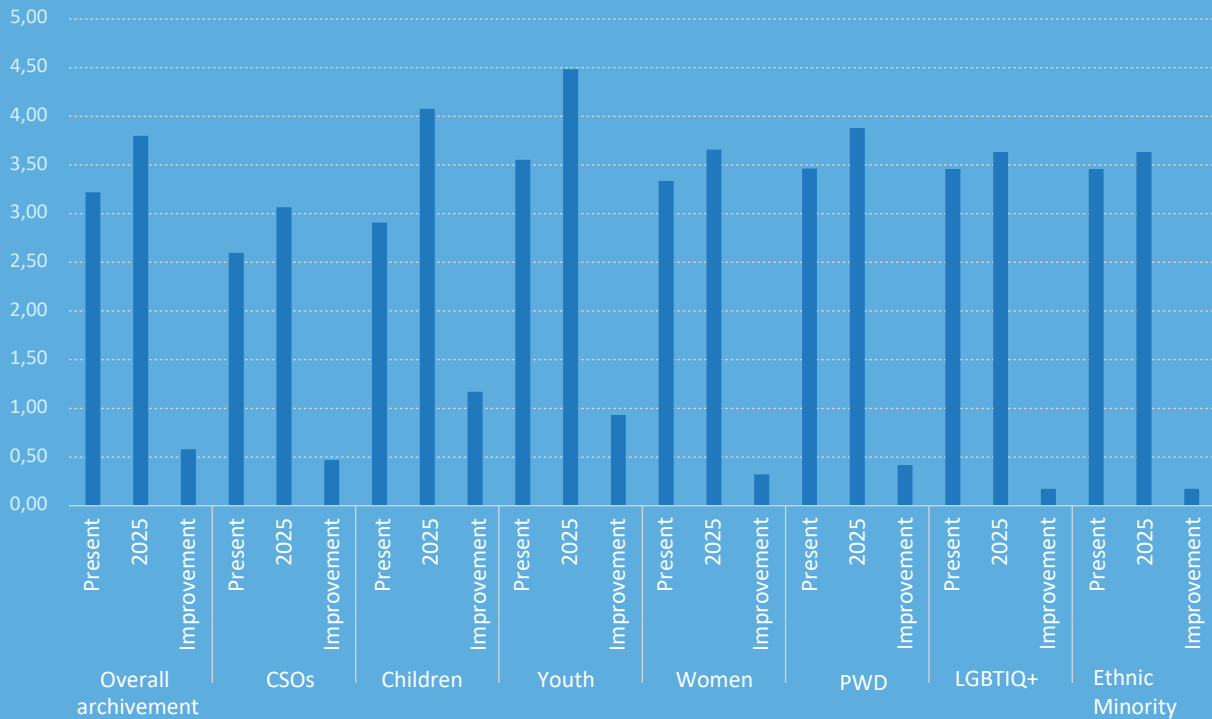


II.4. SDG 8 – Ensure sustainable, comprehensive, and continuous economic growth; full employment, productivity, and decent work for all

With SDG 8, the survey covers the evaluation of citizens for indicators from 8.1 to 8.9.

(i) Overall assessment:

SDG 8: Current achievement and expectations in 2025 n=1786



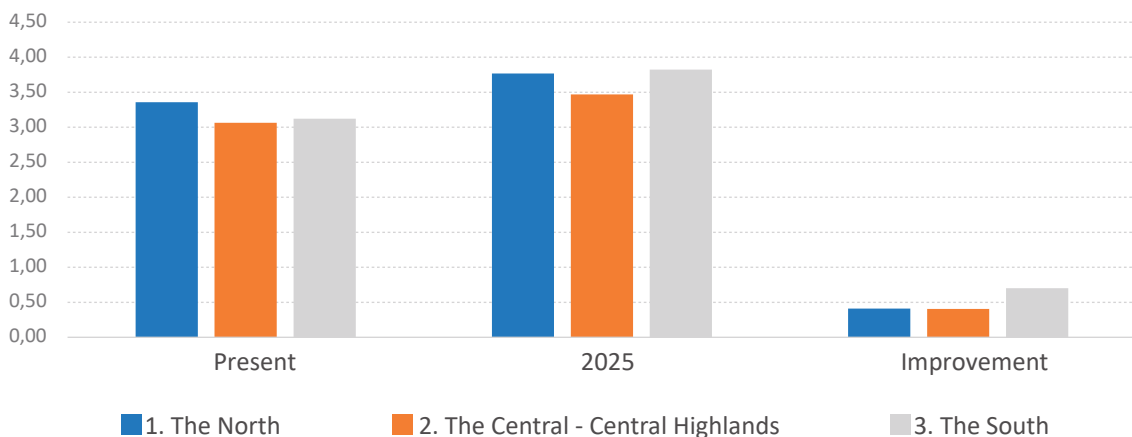
- Present achievement is rated by 3.22 scores, which means Relatively Completed.
- In 2025, goal achievement is 3.80 scores, remaining at the Relative Completed level.
- Improvements over 3 years (2022-2025) are 0.58 scores, equivalent to an average sustained increase of 0.19 scores per year.

(ii) Community assessment by region and community level:

By region:

- At present, the levels of SDG 8 achieved are the North (3.36), the South (3.12), and the Central - Central Highlands (3.06).
- In 2025, complication changes to the order of the South (3.82), the North (3.77), and the Central - Central Highlands (3.47) due to the greatest improvement of the South (0.70).

SDG 8 - Achievements by regions n=1786

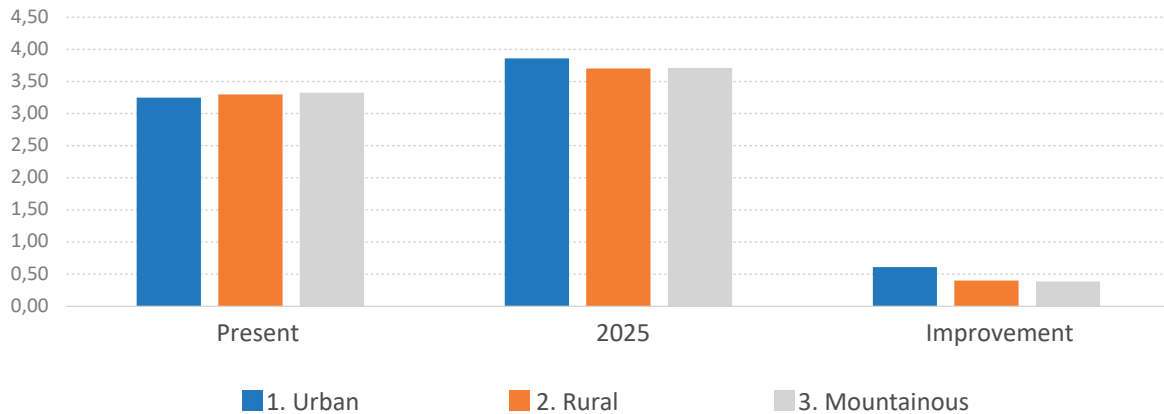


By community level:

- Current achievement level in descending order from Mountainous (3.33), Rural (3.30), and Urban (3.25).

- In 2025, the order will have a relative change, respectively: Urban (3.86 scores), Mountainous (3.71), and Rural (3.70).

SDG 8 - Achievements by communities n=1786



(iii) Regarding indicators related to SDG 8:

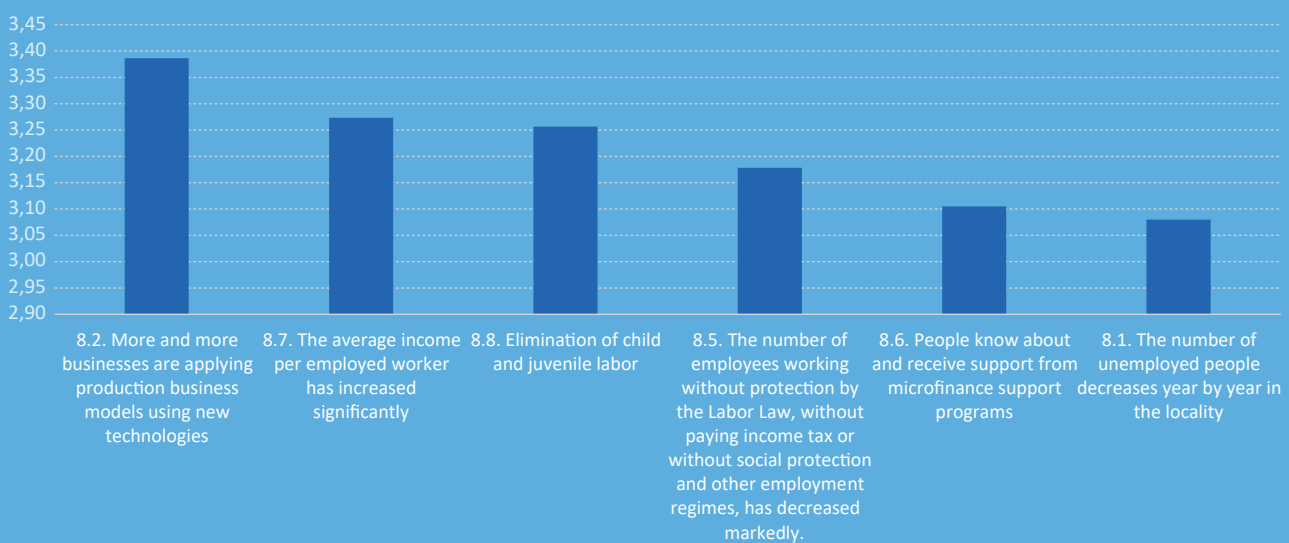
At present, the indicators rated at the highest level are:

- More and more enterprises are adopting new technology-based production business models (3.39).
- The average income per employed worker increased significantly (3.27).
- Elimination of child and juvenile labor (3.26).

The lowest indicators include:

- The number of employees working without protection by the Labor Law, without paying income tax, or without receiving social protection and other employment regimes decreased significantly (3.18).
- People knew about and received support from microfinance support programs (3.11).
- The number of unemployed people decreased year-on-year (3.08).

SDG 8 - Three current highest and lowest indicators n=1786



By 2025, the indicator with the highest rating includes:

- More and more enterprises are applying production business models using new technologies (3.91).

- Owners of business households and enterprises are entitled to loans from the government and local support programs (3.87).
- Elimination of child and juvenile labor (3.85).

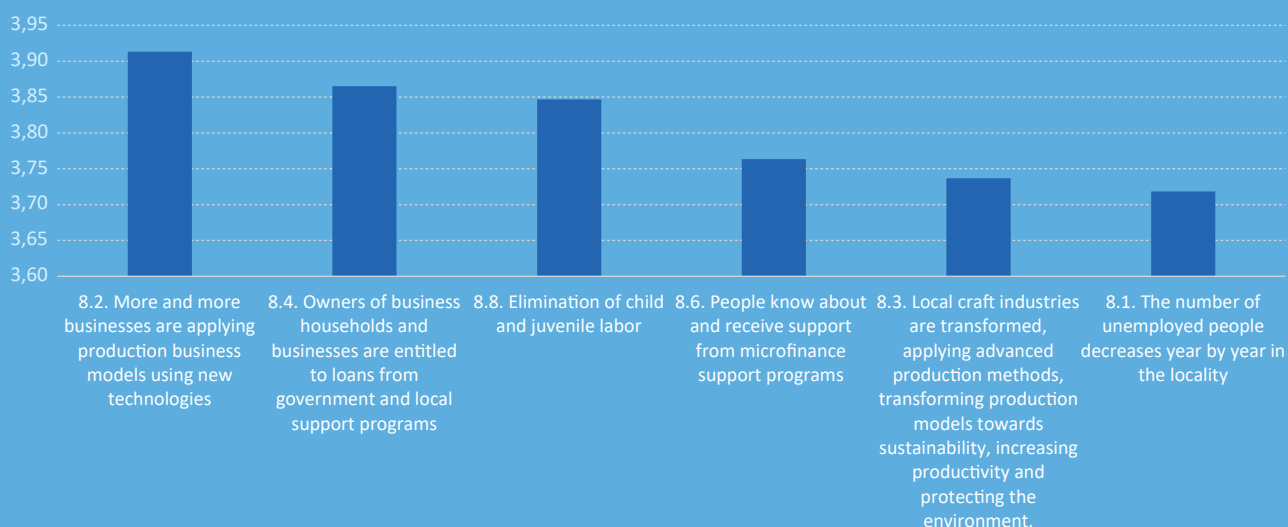
The indicators with the lowest rating include:

- People know about and receive support from microfinance support programs (3.76).
- Local handicraft industries are transformed, applying advanced production methods, trans-

forming production models towards sustainability, increasing productivity, and protecting the environment (3.74).

- The number of unemployed people decreased year-on-year in the locality (3.72).

SDG 8 - Three highest and lowest indicators by 2025 n=1786

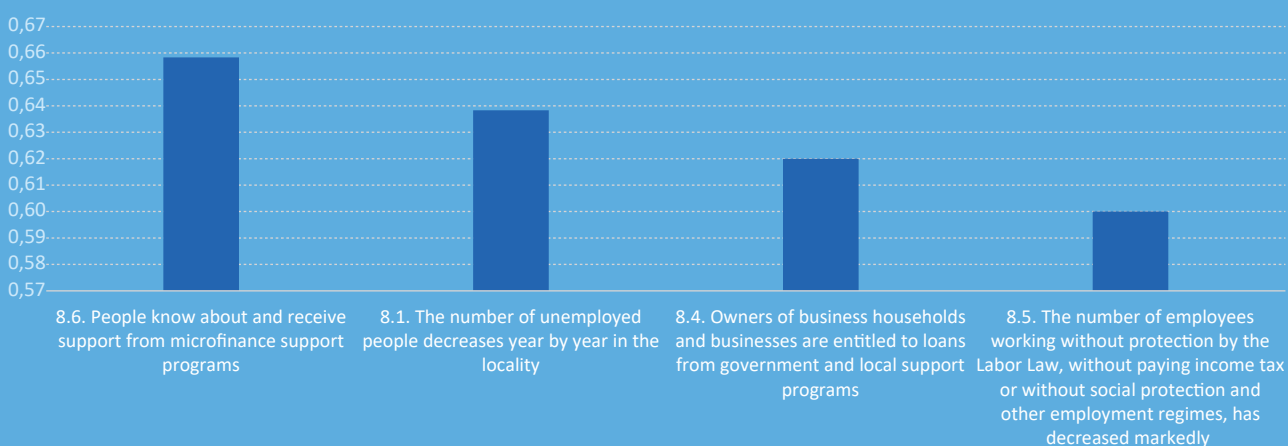


The most improved indicators are:

- People knew about and received support from microfinance support programs (0.66).
- The number of unemployed people decreased year-on-year in the locality (0.64).

- Owners of business households and enterprises are entitled to loans from the government and local support programs (0.62).

SDG 8 - Significant improvements by 2025 n=1786

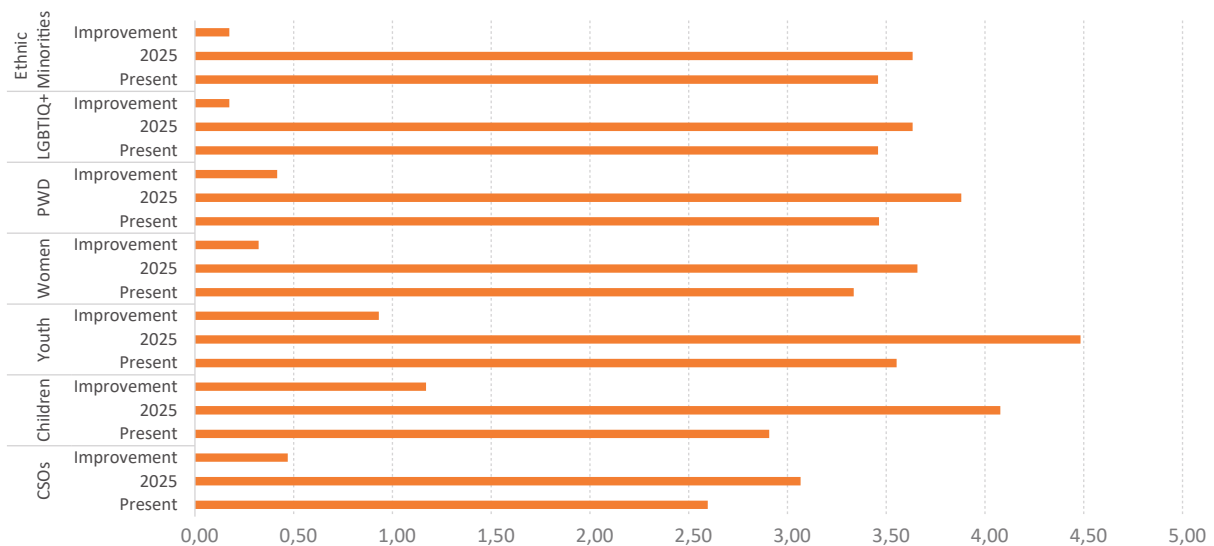


And the lowest improvements include:

- Local craft industries are transformed, applying advanced production methods, transforming production models towards sustainability, increasing productivity, and protecting the environment (0.54).

- More and more enterprises are applying production business models using new technologies (0.53).
- The average income per employed worker increased significantly (0.50).

SDG 8 - Achievements by groups n=1786



The group of Women and LGBTQI+ are 2 groups with the highest ratings in the present and in 2025. Women is also the group that maintains the top position both Present and in 2025, with a rating of 4.48 in 2025, which is also the highest rating among all groups, and closest to “Totally Completed”. Youth is the group that has marked improvement in 2025 by 1.17 scores, arise from ranking 5th at present to 2nd in 2025. In contrast, the ethnic minorities group is the group that ranks 2nd in 2025, then decreases from 3rd at present to 5th in 2025. CSOs keep their own trend, being the group with the lowest rating compared to the rest.

(iv) Key factors of SDG 8 achievement include:

- The unemployment rate is decreasing, but the percentage of graduates who do not do the right occupations is still high, due to low demand for local jobs.
- Using the software, technology solutions, modern machinery, and equipment in production

and business.

- Full vocational training, vocational training process helps to access jobs faster.
 - o There are still cases of children being forced to do unskilled labor. The main reason is that the family's economic difficulties must work to support the family.
- Currently, the salary for men and women is equal.

(v) The issues needed to achieve improvement by 2025 include:

- Promote propaganda and prevention of problems related to the use of illegal labor and child labor.
- Need to pay attention to environmental protection in production and consumption.
- Local small and medium-sized enterprises, business establishments, and production facilities need loan support, consultancy, application of new technologies, and production improvement.

General perception:

The survey results show that the current level has been Relatively Completed and will be achieved by 2025 at the Mostly Completed level. SDG 8 is also the one with the highest level of achievement in 2025, among all evaluated SDGs.

Although there are improvements assessed to create a change in the level of achievement by 2025, there will be many difficulties due to the characteristics of rural and mountainous areas that often have low economic growth rates,

few jobs, and low recruitment demand. Compared with government assessments, survey results share similarities in terms of reduced unemployment, equal income between men and women for the same types of work, and a secure working environment for workers. However, significant challenges in SDG 8 are to increase labor productivity and create decent jobs in rural and mountainous areas; ensure support for small and micro enterprises in the localities; and eliminate child labor.



II.5. SDG 13 - Timely and effective response to climate change and natural disasters

With SDG 13, the survey covered the evaluation of citizens for indicators from 13.1 to 13.5.

(i) Overall assessment:

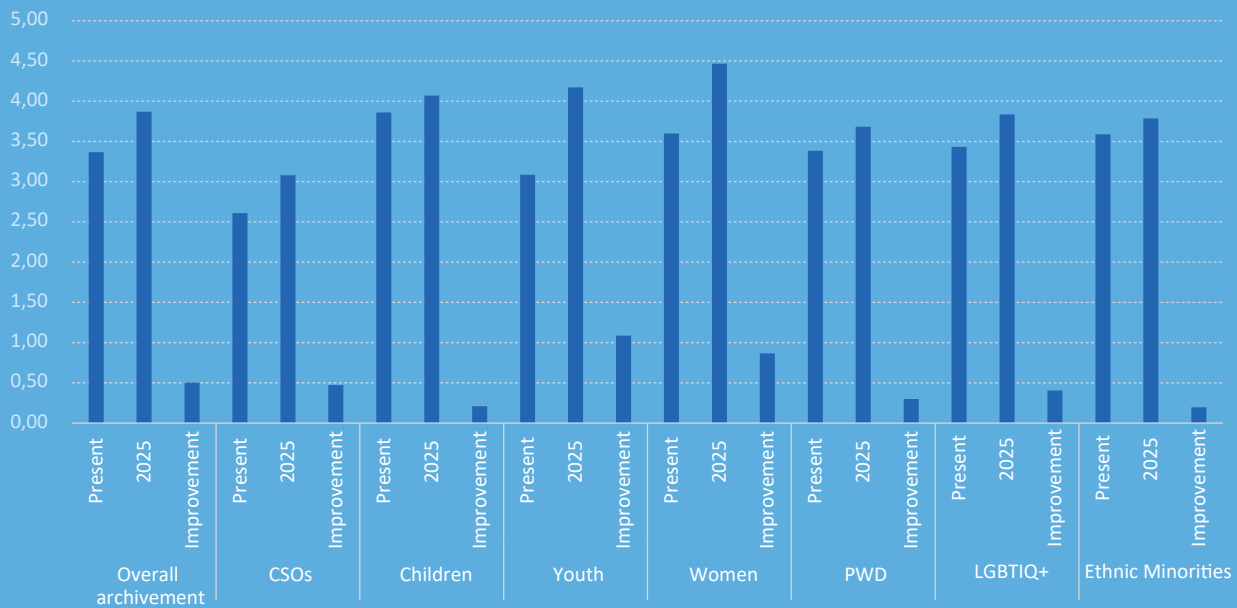
The survey results show:

- The current level reaches 3.37 scores, which is appropriated to Relatively Completed.
- By 2025, SDG 13 is reaching 3.87 scores,

remaining the level of Relatively Completed, and nearly meets the level of Mostly Completed.

- Improvements over 3 years (from 2022 to 2025) are 0.50 scores, with an average growth of 0.17 scores annually.

SDG 13 - Current achievements and expectations in 2025 n=2906



(ii) Community assessment by region and community level, as followings:

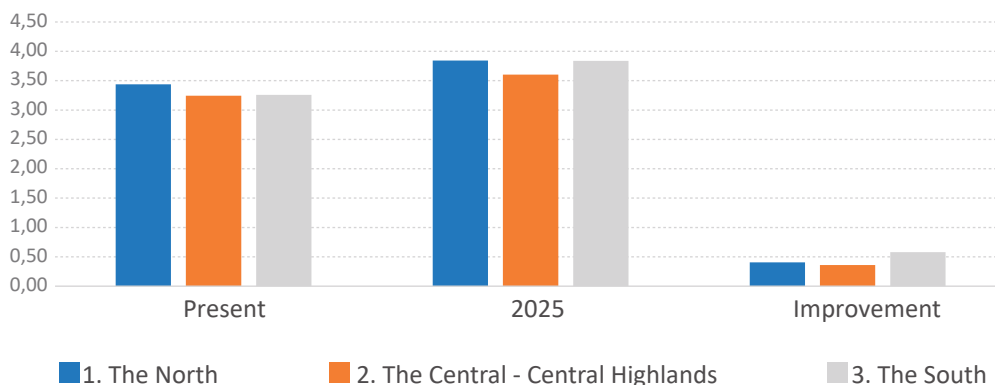
By region:

- At present, the highest level is achieved in the North (3.44), decreasing in order of the South (3.26) and the Central - Central Highlands (3.24), although the difference

between the South and the Central - Central Highlands is trivial.

- In 2025, the South has a significant improvement (0.58 scores), to have the same level as the North (3.84) and higher than the Central-Central Highlands (3.60).

SDG 13 - Achievements by regions n=2906

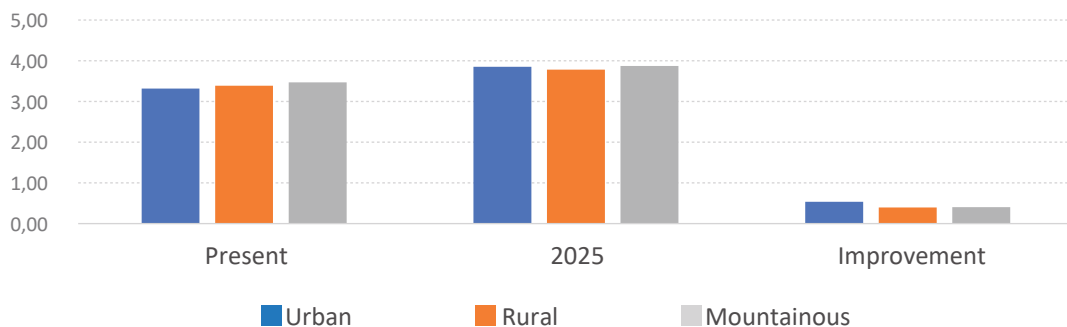


By community level:

- The current achievement is in descending order from Mountainous (3.47 scores), Rural (3.39 scores) and Urban (3.32 scores).
- The year 2025 shows the order is changing

with a slight difference, respectively: Mountainous (3.87 scores), Urban (3.85 scores), and Rural (3.78 scores). However, neither the extent of change nor the extent of communities achieved has been significantly improved.

SDG 13 - Achievements by communities n=2906

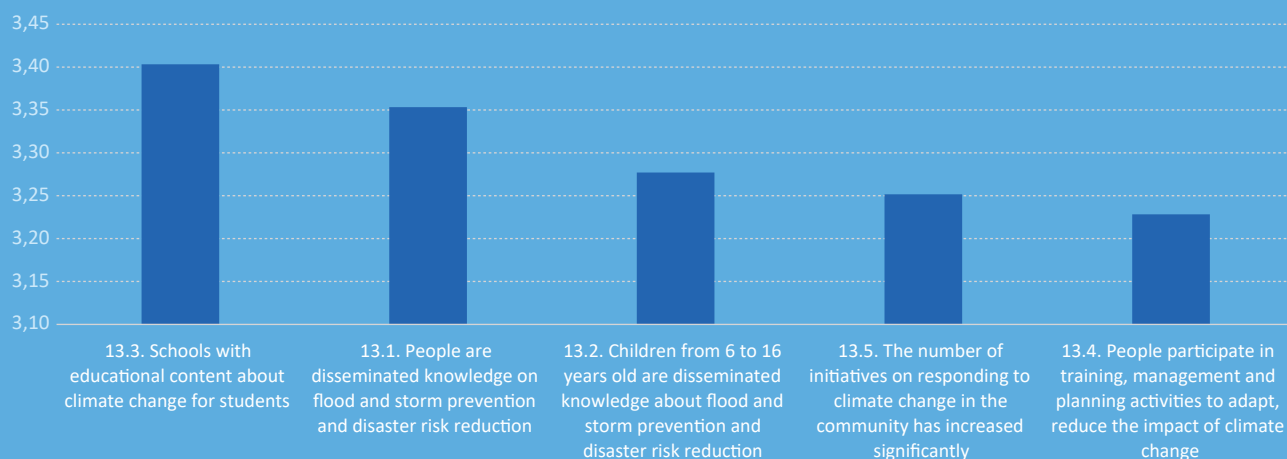


(iii) Regarding indicators related to the goal:

At present, the 3 most appreciated indicators are: “Schools have training on climate change for students”, “People are disseminated knowledge about flood prevention and control and natural

disaster risk reduction”, and “Children, from 6 to 16 years old, are disseminated knowledge on flood and storm prevention and disaster risk reduction”, which are rated by 3.40, 3.35, and 3.28 scores respectively.

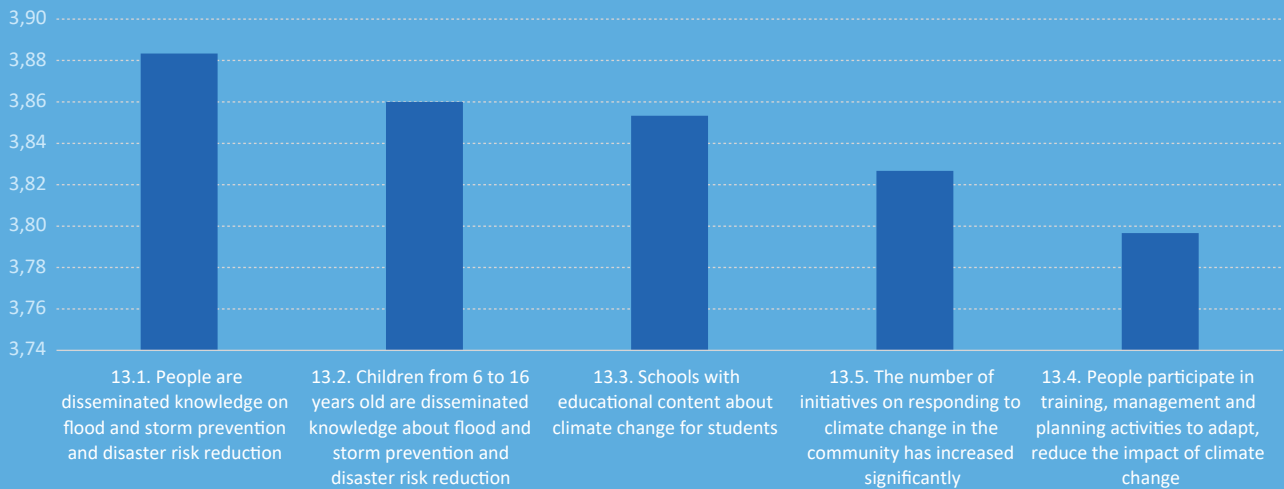
SDG 13: Current archivement level of indicators n=2906



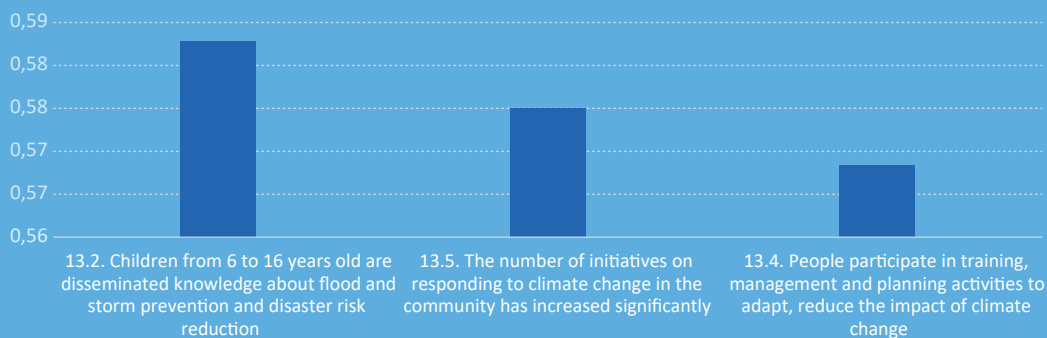
In 2025, the indicators with the highest achievement are: “People are disseminated knowledge on flood and storm prevention and disaster risk reduction” (3.88), “Children from 6 to 16 years old are disseminated knowledge on flood prevention and control and risk reduction.”

(3.86), and “Schools with educational content about climate change for students” (3.85). The indicator of “The number of initiatives on responding to climate change in the community has increased significantly” is assessed as changing the most by 0.58 scores.

SDG 13 - Indicator achievements in 2025 n=2906



SDG 13: Significant improvements by 2025 n=2906



(iv) Assessments by target groups

Currently, the group with the highest rating is Children (3.86), and followed by Women (3.60) and Ethnic minorities (3.59).

By 2025, Women (4.47), Youth (4.17), Children (4.07) is the changes in rating order.

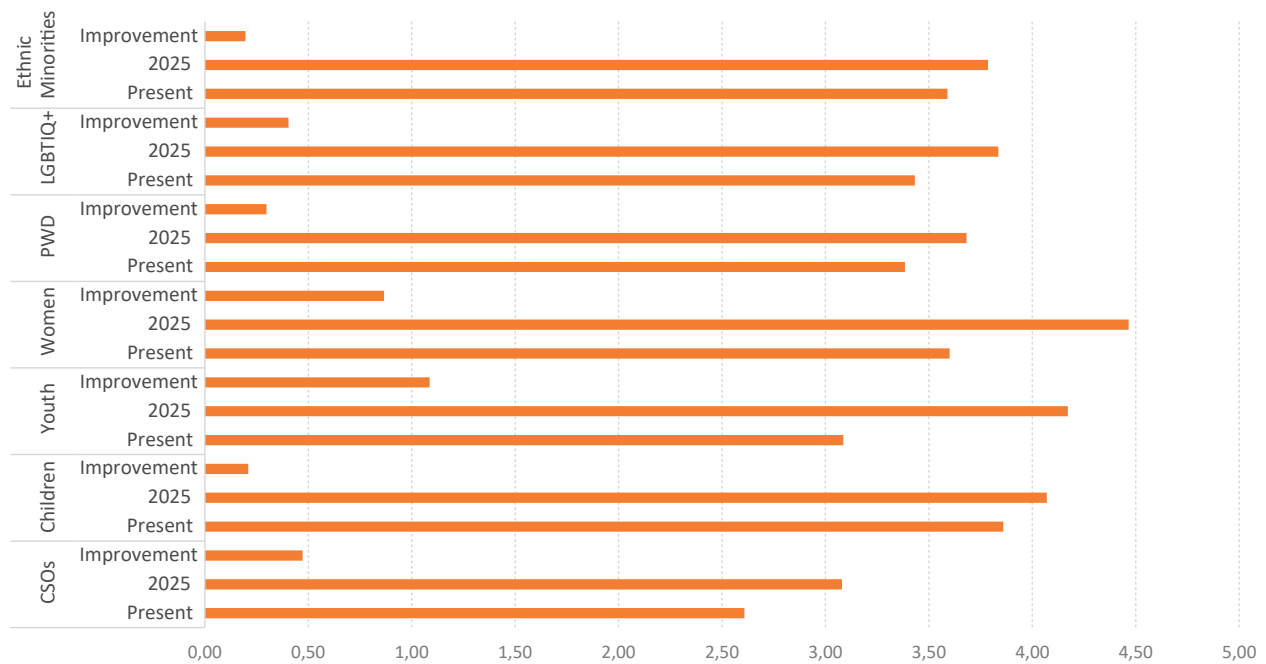
Thereby, the improvements to Children and Women are the highest rating groups at present and in 2025. However, the Ethnic minority group has much less expectation of change than the Youth. Therefore, in 2025, Youth moved from 5th to 2nd position, replacing the Ethnic minority group position.

SDG 13 still recognizes the trend of CSOs as the group with the lowest rating compared to the rest of the groups in the present, as well as in 2025.

(v) Key factors of SDG 13 achievements include:

- Participated in a training course on disaster risk reduction, and participated in a drill on disaster prevention.
 - There are many educational activities integrated into the school's activities.
 - Green development policies and national action plans on climate change have created relatively synchronous coordination between the locality and the community.
- (vi) The issues needed to be achieved to reach improvement by 2025 are:
- Diversifying forms of education and awareness dissemination for subjects such as people with disabilities, and ethnic minorities.

SDG 13: Achievements by groups n=2906



General perception:

SDG 13 archived results show the current level of Relatively Completed and is expected to achieve the level of Mostly Completed by 2030. Compared to the government assessment, there are few indicators to assess the extent to which this goal has been achieved. The survey results of the research from the community also show that the main achievement

related to SDG 13 is the proportion of the people that are disseminated knowledge about flood prevention and disaster risk reduction. The government and the community share the same view on the ability to achieve SDG 13 as planned by 2030. However, achieving this goal requires huge resources and focusing on specific regions and fields.



II.6. SDG 16 - Promoting a peaceful, justice, and equal society for sustainable development

With SDG 16, the survey covered the evaluation of citizens for indicators from 16.1 to 16.4

16.1 The number of cases of physical, mental, and sexual violence in the past 12 months has decreased markedly

16.2 All incidents of violence reported to the authorities

16.3 All children under the age of 5 who have been registered for birth

16.4 All citizens from the age of 16 have a citizen identity card, identity card, or other identification documents as prescribed by law

(i) Overall assessment:

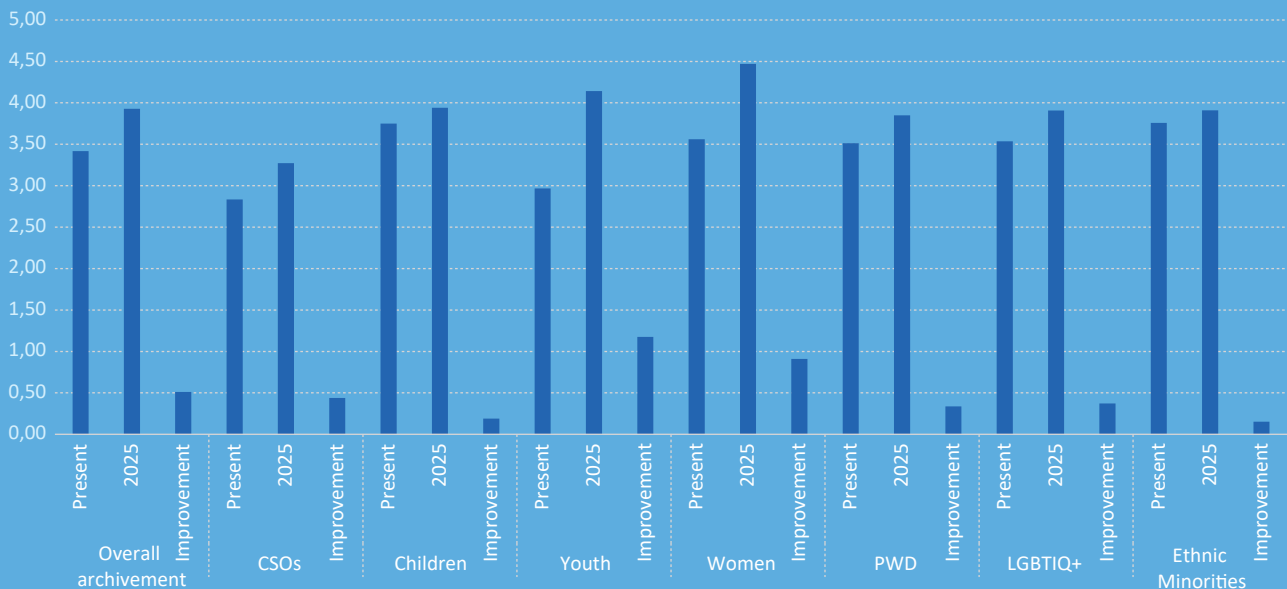
The survey results show:

- The current level reaches 3.42 scores, which is appropriate for Relatively Completed
- By 2025, the SDG 16 is reaching 3.93 scores; despite remaining at the level of

Relatively Completed, it nearly meets the level of Mostly Completed.

- Improvement for 03 years (from 2022 to 2025) is 0.51 scores, with an average increase of 0.17 scores annually.

SDG 16 - Current achievements and expectations in 2025 n=2906



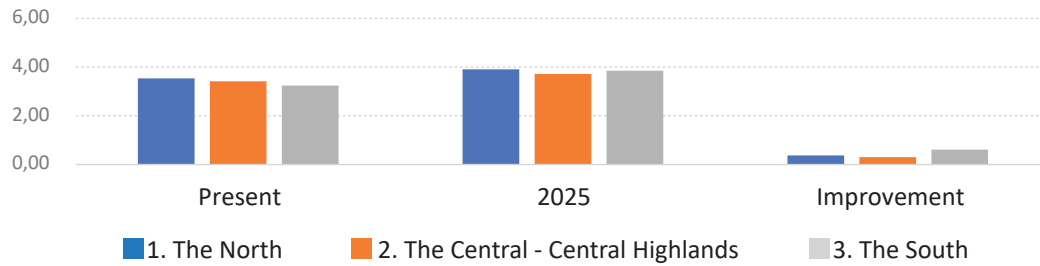
(ii) Community assessment by region and community level are:

By region:

- At present, the highest rating is achieved in the North (3.53), decreasing in order of the Central - Central Highlands (3.42) and the South (3.24).

- However, in 2025, the South (3.85) ranks second after the North (3.91) and higher than the Central - Central Highlands (3.72), due to the improvement of 0.61 scores, higher than the other two regions with a rating of 0.37 (North) and 0.30 (Central - Central Highlands) respectively.

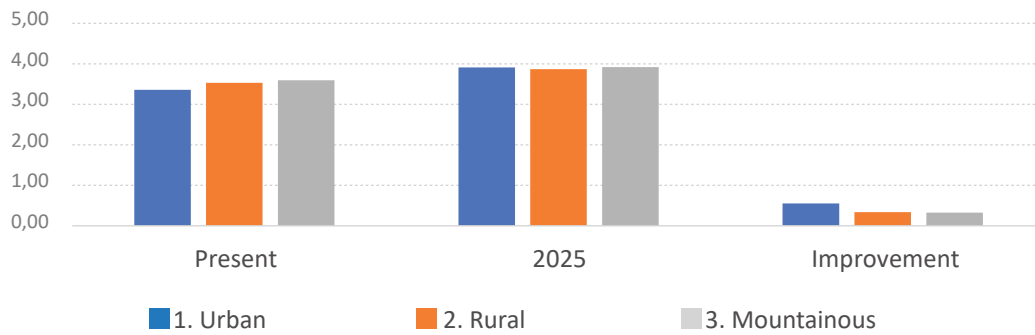
SDG 16 - Achievements by regions n=2906



By community level:

- The current achievement level is in descending order from Mountainous (3.59), Rural (3.53) and Urban (3.36).
- By the year 2025, the order of improvements is Mountainous (3.92), Urban (3.91), and Rural (3.87).

SDG 16 - Achievements by communities n=2906



(iii) Regarding indicators related to the goal:

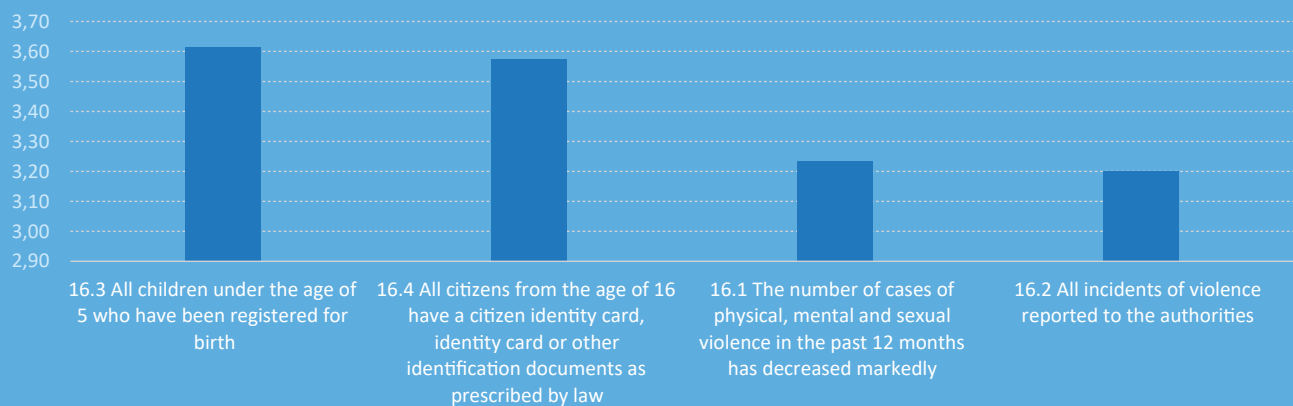
At present, the two indicators rated at the highest rating are:

“All children under the age of 5 who have been registered for birth” (3.61) and “Every citizen from the age of 16 has a citizen identity card, identity card or other identification documents as prescribed by law” (3.57).

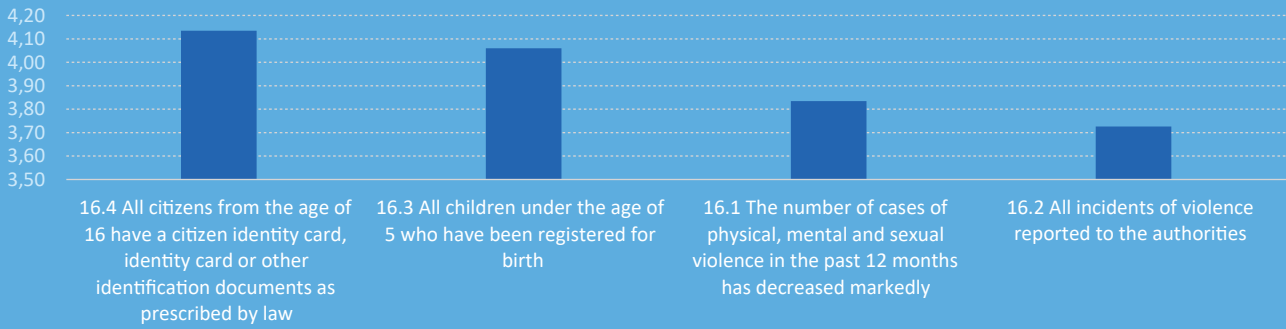
In 2025, the indicator evaluated at the top rating is "All citizens from 16 years old have a citizen identity card, or other identification documents as prescribed by law" (4.14).

The indicator with the most improvement is “Number of physical, mental and sexual violence cases in the past 12 months has decreased markedly” (0.60).

SDG 16 - Current achievement level of indicators n=2906



SDG 16 - Indicator achievement in 2025 n=2906



(iv) Evaluation of target groups:

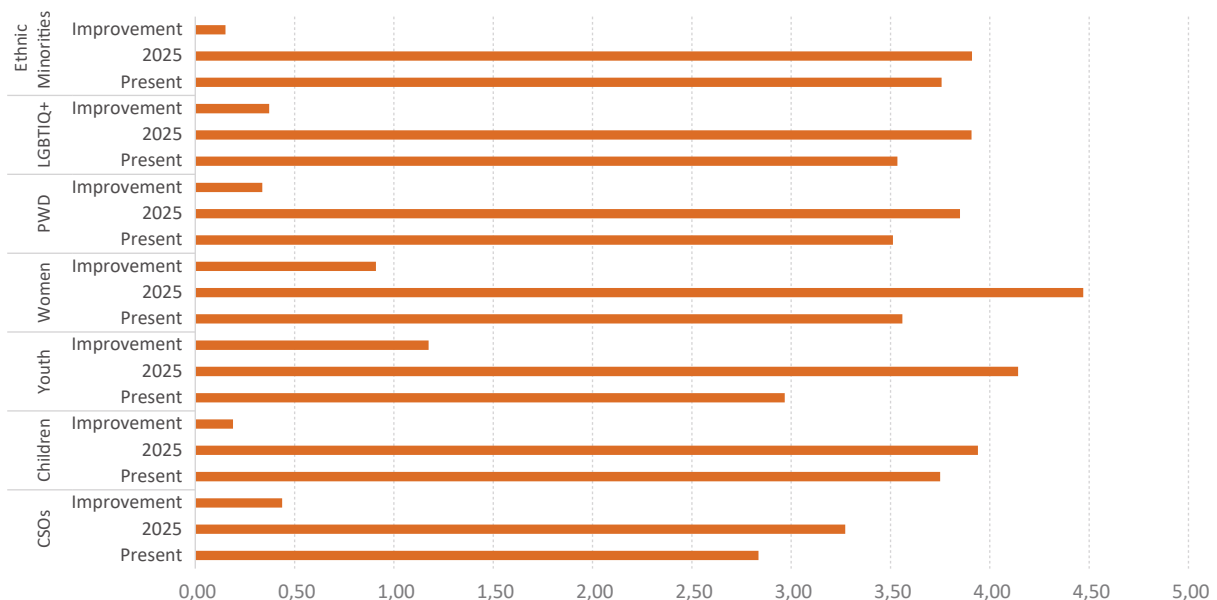
Currently, the group with the highest rating is Ethnic minorities (3.76), followed by Children (3.75), Women (3.56) and the lowest is CSOs (2.84).

In 2025, the order of top 3 groups having high ratings are Women (4.47), Youth (4.14), and Children (3.94), and the lowest is CSOs (3.27).

The above results show that there is a fundamental difference between the groups in the level of achievement from their own point of view, especially the group of Women, which is one of the three groups with the highest rating. Then, in 2025, Women group is the highest rating among all other groups.

SDG 16 has 2 indicators related to gender: “The number of physical, mental, and sexual violence in the past 12 months has decreased markedly” and “The number of violence cases has been reported to the authorities”. Within these two indicators, Women group has rated at 4.49 and 4.23, equivalent to the level of Mostly Completed in 2025, which are corresponding to improvements of 1.03 and 0.83, belonging to the groups with the highest improvement in the total of 69 indicators. The above findings show that, for the community, gender are concerned as an issue that directly affect vulnerable groups in the community.

SDG 16: Achievements by groups n=2906



(v) Key factors influencing the achievements of SDG 16 include:

- People tend to avoid violence, so there are not many statistics available for monitoring and evaluation.
- In some ethnic minority households, there is still a lack of awareness about physical and mental violence.

- Citizens of 16 years old and over are all allowed to disseminate and facilitate the issuance of citizen identification.
- Some people have limited capabilities in information technology and smartphone apps so they have difficulty in accessing public services, which is now becoming more popular.

(vi) The elements needed to be achieved to reach improvements by 2025 include:

- Continuing to promote support in public services and legal assistance for people, especially ethnic minorities, people with disabilities, women, and the poor.

- Developing and implementing a democratic mechanism, ensuring the participation of all citizens in monitoring, evaluating, and criticizing policies, and ensuring transparency and accountability from stakeholders.

General perception:

SDG 16, among many other SDGs, helps promote social justice, access to justice, and address the root causes of inequality at the national level, thereby ensuring that vulnerable groups receive justice, the foundation for other SDGs to be achieved.

According to the 2020 country report, SDG 16 has very few indicators having a roadmap and mechanism for monitoring and evaluation.

There are many difficulties in achieving the goal by 2030, said in the report. In fact, the accurate data source from the government agency for accessing results is relatively limited. While most of the indicators in SDG 16 relating to vulnerable groups, such as women, children, PWDs, etc. are all provided by CSOs and community-based organizations.



PART III. CONCLUSIONS AND RECOMMENDATIONS

III.1. Conclusions

(i) To mark the achievement of SDGs from 1 – 5 (when 5 is fully achieved), all targeted groups have similar evaluations about the SDGs progress, largely within the above-average levels (marked from 3.3 – 3.49/5). Foreseeing the future in 2025 (in the next 3 years), all targeted groups also agree on the slight improvements from 10% to 12.4%, equivalent to an annual average growth of 0.5 scores to 0.62 scores. Though this is not especially positive about the future, if the above increase rate can be maintained from 2025 to 2030, all 6 SDGs will be able to reach the level of Relatively Completed or close to Completed.

(ii) In terms of improvements, SDG 1 and SDG 8 are perceived as having the lowest improvement by 2022 but are forecast to get the most improvements in 2025. Clarification from the focus group discussion with those evaluations indicates this is due to the effects of COVID-19 in creating economic downturn and unemployment, but all targeted groups expect a better future in poverty alleviation in 2025 after COVID-19. SDG 4 received the highest perception of improvement in 2022 and the highest expectation of achievement in 2025.

(iii) There is a significant difference in the achievement of the SDGs from the community's perspective and from the State's official public data in the National Report 2020 – Progress of five-year implementation of Sustainable Development Goal. The targeted groups in communities tend to be less positive about the achievement of all 06 surveyed SDGs than

which were reflected in the Government's report. Specifically, the government forecasted that some indicators of SDG 4 and SDG 13 were completed, and many important indicators of SDG 1 can be achieved in 2025, while the community thought that those SDGs would only be partially achieved at the above-average level.

- The level of SDG 1 achievements from the community voice is less positive, at present as well as in 2025, although the improvement of SDG 1 is the highest improvement rate among all focused SDGs.

- All indicators among SDG 4 assessed by the community are significant differences, lower than those indicators in the Country Report 2020, in which, some important indicators have reached 90% to 99% in 2019. From the perspective of community assessment and forecast, with the improvement rating maintained as expected (0.85 scores/5 years), it is likely to approach completion by 2030.

- In terms of SDG 5 achievements, it shows significant improvements in equality in household work and supporting policies, and incentives for women-owned micro and small businesses. However, gender balance and timely detection and support for women and girls when experiencing violence are still limitations that need to be prioritized to overcome soon. The influenced issues such as perceptions, customs, and traditions, etc. take time to change, especially in communities in rural and mountainous areas.

- SDG 8 is the one with the highest level of achievement, among all evaluated SDGs. There will be many difficulties, in terms of reduced unemployment, equal income between men

and women for the same types of work, and a secure working environment for workers.

- The survey results from the community show that the main achievement related to SDG 13 is the proportion of the people that is disseminated knowledge about flood prevention and disaster risk reduction. The government and the community share the same view on the ability to achieve SDG 13 as planned by 2030.
- SDG 16, among many other SDGs, helps promote social justice, access to justice, and address the root causes of inequality at the national level, thereby ensuring that vulnerable groups receive justice, the foundation for other SDGs to be achieved. While very few indicators have a roadmap and mechanism for monitoring and evaluation by the state, most of the indicators in SDG 16 relating to vulnerable groups, such as women, children, PWDs, etc. are all provided by CSOs and community-based organizations.

(iv) Community assessment results vary by region and community level. There are clear differences in the perspectives on SDGs improvements and future forecasts of SDGs in 2025 among different community groups as well as regions and urban-rural areas. Among those, children and women are the two groups perceiving the highest levels of SDGs improvement in 2022 and youth and women are the most positive groups to foresee the achievement of SDGs in 2025. Among regions, the citizens in the North have a more positive view of SDG improvements than in the Central and the South. The overall views of citizens become less positive when comparing responses from urban areas to those from rural remote and mountainous areas.

The results of this assessment also show that there are inequalities and imbalances in sustainable growth across regions, between rural, mountainous, and urban areas, as well as between the vulnerable. Ensuring the principle of "Leave No One Behind" remains a challenge for community and development partners.

(v) The main factors affecting the achievement include difficulties and limitations related to awareness, and negative impacts from economic growth such as income inequality, and environmental pollution. In contrast, the study also shows positive impacts by the effectiveness of programs and projects operated by the state, including education (for SDG 4), rural innovation (SDG 1, 5, 8), and responding to climate change (goal No. 13); especially the effectiveness of programs and projects implemented by CSOs, and other community-based organizations has created significant changes at the community level. Many of them not only contribute directly to the SDGs achievement but also influence and pervade the intervention strategies of states and business partners.

Through group discussion, with almost all groups, the most important SDGs are SDG 4 (education) and SDG 16 (social justice) which are relating more to citizens' daily lives; while CSOs thought all SDGs are equally important. This reflects the way that each targeted group applied their different perspectives to evaluate the situation. While individuals of each citizen group are more concerned about their daily lives of education, jobs, violence, equality, etc., CSOs with their missions of serving the underserved communities with different demands may have a wider view toward sustainable development.

(vi) Through group discussion, the major challenges for Vietnam to achieve SDGs are all external factors rather than internal ones. Many external factors were mentioned by the vulnerable targeted groups such as infrastructure, traditional customs, restrictions, and policy gaps, the economic downturn or post-COVID-19 pandemic, etc. All informants participating in group discussion reflected that they were confident that all vulnerable communities could still contribute effectively to SDGs implementation, monitoring, and evaluation process in Vietnam.

III.2. Recommendations

III.2.1. To the Government:

For state agencies, data based on the community's voice is an important platform for opening data on vulnerabilities, factors, and motivations of being socially marginalized, in monitoring and evaluation, contributing to improving transparency and accountability.

1. Develop a conducive policy environment is needed to recognize the citizen-generated data as the source of data for SDGs and build a data and skills infrastructure for the effective use of alternative data sources in the longer term. This may include,

- “Citizen data” can be used as a complementary source to close monitoring gaps in the SDG process.
- It can further be used to inform the development of public policies and budgets, making them more inclusive of the needs of marginalized groups.
- It helps to improve the documentation of lived experiences of marginalized people, monitoring the level of recognition and implementation of their rights
- Public service providers can make use of citizen monitoring data as a benchmark to better plan and optimize their services, increasing their accessibility for marginalized communities.
- Local governments can use locally produced “citizen data” as a strategic tool to foster and demonstrate accountability towards their constituencies.
- The direct involvement of citizens in the SDG process is an expression of good governance and participatory decision-making.

- One of the key ambitions of the SDGs is to support the ‘furthest behind’. Direct involvement of marginalized groups in the SDG process is a big step ahead toward the realization of this goal, and a strong sign of counteracting discrimination and exclusion in society.

2. Create an enabling legal environment is necessary to provide CSOs with a basis for safe and sustainable data collaboration with the government. CSOs need a framework to operate safely and effectively in a country. This should include support for training and capacity-building measures as well as funding addressing local civil society. In addition, the government should provide an invited space for interface dialogue with civil society which means providing a safe space also for marginalized communities to raise their voice and contribute to the development of action plans and solutions in public development.

3. Develop a database of citizen-generated voice on SDGs and include it in the data system for SDGs: Proactively, toward developing an independent method, the key processes to create citizen-generated database are: (1) Developing a set of manuals for data collecting and reporting; (2) Conducting capacity building for implementation partners; (3) Collecting data from the community's voice; (4) Forming the database and integrate with the systems of GSO; (5) Promoting for the enrichment and sharing the database to national level.

II.2.2. To CSOs and LNOB

To promote a multi-sector working group for collecting data from the community; developing, managing, and sharing the database; monitoring the data from the community to contribute to the achievement of the SDGs in Vietnam, as well as to ensure the principle of “Leave No One Behind”, all voices heard and counted, CSOs and LNOB are key partners, who are responsible for collecting data, analysis and reporting the achievements based on the voice

of the community, together with government agencies and enterprises in the implementation process, concretize the strategy to ensure the participation, the monitoring mechanism. That is an important opportunity for CSOs and LNOB to become more attached to development partners and communities, to affirm their role as important and reliable partners, contributing to the implementation, monitoring, and evaluating the achievement of the SDGs.



1. Improve capacity in citizen-generated data. LNOB should develop the CDG handbook or toolkits in cooperation with GSOs and related government agencies to guide and build capacity building for different players of using or mainstreaming CGD in the data collection process.



2. Create partnerships for data collection.



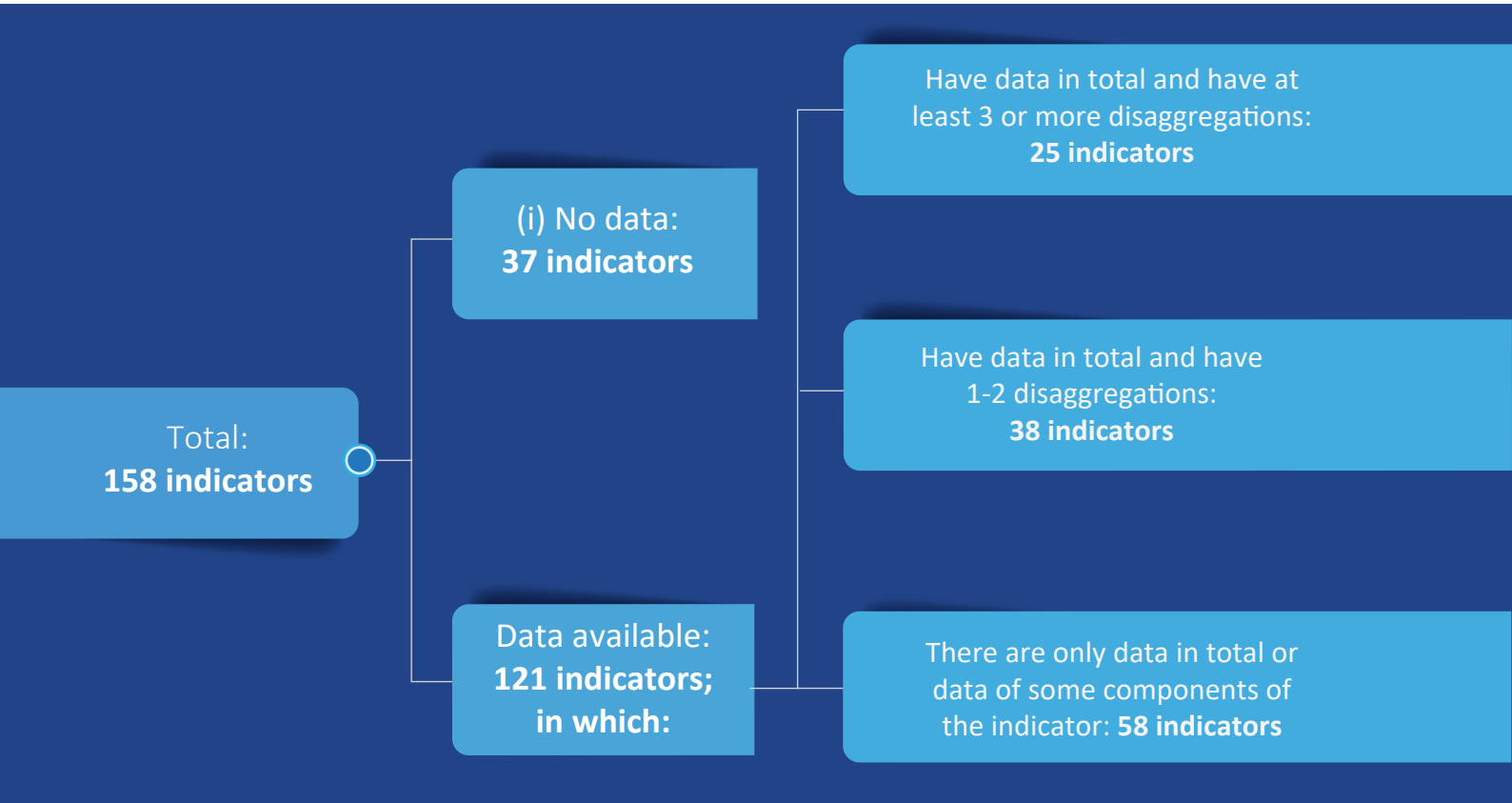
3. Continue to advocate for the recognition of CDG in different levels of local communities, national and international levels.

ANNEXES

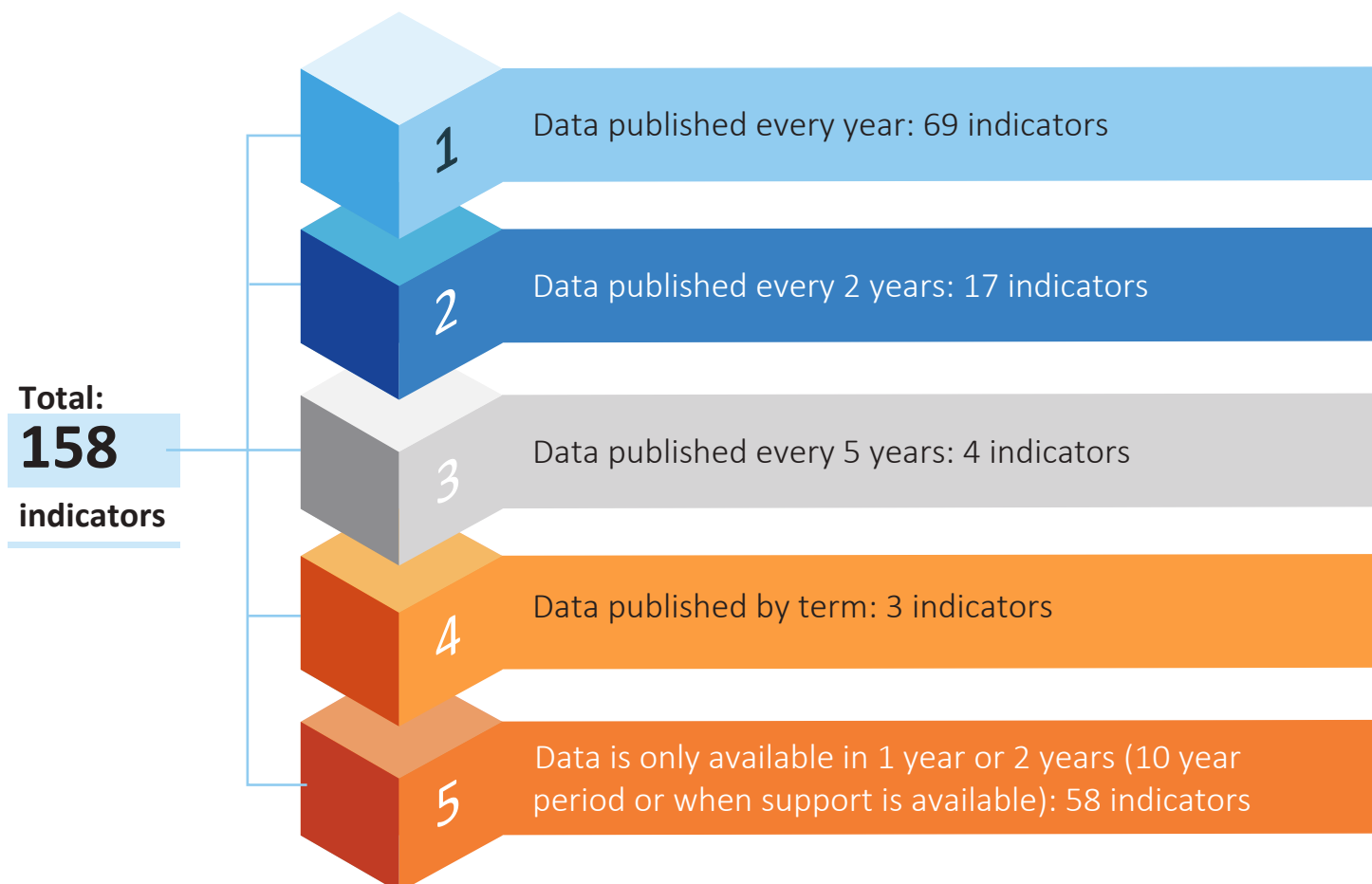
Assignment of responsibilities for data collection and synthesis

No	Organization in charge of collecting and aggregating data	Number of indicators	No	Organization in charge of collecting and aggregating data	Number of indicators
1	The General Statistics Office	62	12	Ministry of Finance	3
2	Ministry of Natural Resources and Environment	16	13	Ministry of Public Security	2
3	Ministry of Agriculture and Rural Development	14	14	The State Bank	2
4	Ministry of Health	12	15	Ministry of Science and Technology	2
5	Ministry of Education and Training	11	16	Ministry of Culture, Sports and Tourism	2
6	Ministry of Labor, Invalids and Social Affairs	5	17	Vietnam Social Security	2
7	Ministry of Construction	5	18	Ministry of Foreign Affairs	2
8	Ministry of Home Affairs	4	19	The National Assembly's Office	1
	Ministry of Industry and Trade	4		Ministry of Transport	1
10	Ministry of Information and Communications	3	21	The Organization Department of the Communist Party Central Committee	1
11	Ministry of Planning and Investment	3	22	Ministry of Home Affairs; the National Assembly's Office; the Supreme People's Court; the Supreme People's Procuracy; State Audit of Vietnam; Office of the State President.	1

The status of VSDGI data availability



Frequency of data collection



Surveyed Goals and Indicators:



SDG 1: End all forms of poverty everywhere

- 1.1. All employees with an average daily income of over 40,000 VND
- 1.2. Everyone is entitled to participate in social insurance according to regulations
- 1.3. Everyone is entitled to participate in health insurance according to regulations
- 1.4. Everyone is entitled to participate in unemployment insurance according to regulations



SDG 4: Ensure quality, equitable, inclusive education and promote lifelong learning opportunities for all

- 4.1. Children (6 - 10 years old) can go to primary school at the accurate age
- 4.2. All students and parents are provided with complete and accurate information about enrollment, academic program of the school level
- 4.3. Children without birth certificates are allowed to go to school
- 4.4. Children who finish their senior year of school are recognized as having completed primary school
- 4.5. Children from 11-14 years old go to lower secondary school at the accurate age
- 4.6. Children without a birth certificate are allowed to attend secondary school
- 4.7. Children aged 11-14, at the end of their final school year, are recognized to have completed lower secondary education at the accurate age.
- 4.8. Underprivileged students receive financial support and other support to complete lower secondary education
- 4.9. The school has enough teachers in charge / teaching the right subjects according to the program
- 4.10. Each class at the middle and high school levels has no more than 45 students

4.11. Students have enough textbooks and learning materials

4.12. Schools with internet connection and IT classrooms

4.13. Schools have playgrounds, gymnasiums, medical rooms for students

4.14. The school has a canteen/ provides nutritious lunches, food safety and hygiene

4.15. Youth aged 18-29 years old graduated from one of the following schools:
vocational training/ College/ University

4.16. Students with difficult circumstances are supported to continue their studies
and complete the program

4.17. People with disabilities are allowed to study at Secondary schools, colleges and universities

4.18. Students/students with disabilities are all graduated from
Secondary schools/College/University

4.19. Ethnic minority students/students all graduated from Secondary
schools/College/University

4.20. People aged 18 and over in rural areas are studying training programs at intermediate,
college and university levels

4.21. All employed workers are trained

4.22. The average income of trained workers is higher than that of unskilled workers

4.23. Trained female workers have jobs

4.24. Rural laborers who have jobs have all been trained

4.25. Workers are ethnic minorities who have jobs and have been trained

4.26. People aged 15 and over are equipped with basic information technology skills

4.27. 4.27. People with disabilities, ethnic minorities, people with difficult circumstances... are entitled to support policies when participating in vocational training programs

4.28. Enterprises participate in vocational training and create job opportunities for young workers in difficult circumstances

4.29. The school has a basic sex education program

4.30. The school has an educational program on prevention of violence and sexual abuse

4.31. The school has a program to provide knowledge about HIV

4.32. The school grounds and classrooms have a green, clean, and well-lit environment

4.33. No student being bullied, exploited, or bullied takes place in the school

4.34. Schools and teachers have educational measures to help learners be active, creative, and have active learning skills

4.35. The school has programs and activities to teach life skills, safety skills, and prevention of social evils

4.36. The school has an appropriate infrastructure for students with disabilities

4.37. The school is equipped with appropriate teaching materials and tools for students with disabilities

4.38. The school has convenient and separate restrooms for each gender



SDG 5: Achieving gender equality, empowering and creating opportunities for women and girls

5.1. Ensure the gender balance between men and women after giving birth

5.2. Elimination of violence against women and girls

5.3. All women and girls experiencing violence are identified and counseled

5.4. The number of child marriage cases has decreased significantly

5.5. Women's time to do housework and take care of the family is equal to that of men

5.6. Women can choose contraceptive methods according to their needs

5.7. The rate of women having unwanted pregnancies has decreased significantly

5.8. Women are named in the business registration to own real estate and other valuable assets

5.9. Business households and small and micro enterprises owned by women enjoy preferential policies



SDG 8: Ensure sustainable, comprehensive and continuous economic growth; full employment, productivity and decent work for all

8.1. The number of unemployed people decreases year by year in the locality

8.2. More and more businesses are applying production business models using new technologies

8.3. Local craft industries are transformed, applying advanced production methods, transforming production models towards sustainability, increasing productivity and protecting the environment.

8.4. Owners of business households and businesses are entitled to loans from government and local support programs

8.5. The number of employees working without protection by the Labor Law, without paying income tax or without social protection and other employment regimes, has decreased markedly.

8.6. People know about and receive support from microfinance support programs

8.7. The average income per employed worker has increased significantly

8.8. Elimination of child and juvenile labor

8.9. Number of occupational accidents; Injuries and deaths due to work-related accidents are significantly reduced



SDG 13: Timely and effective response to climate change and natural disasters

13.1. People are disseminated knowledge on flood and storm prevention and disaster risk reduction

13.2. Children from 6 to 16 years old are disseminated knowledge about flood and storm prevention and disaster risk reduction

13.3. Schools with educational content about climate change for students

13.4. People participate in training, management and planning activities to adapt, reduce the impact of climate change

13.4. People participate in training, management and planning activities to adapt, reduce the impact of climate change



SDG 16: Promote a peaceful, just and equal society for sustainable development

16.1. The number of cases of physical, mental and sexual violence in the past 12 months has decreased markedly

16.2. All incidents of violence reported to the authorities

16.3. All children under the age of 5 who have been registered for birth

16.4. All citizens from the age of 16 have a citizen identity card, identity card or other identification documents as prescribed by law

REFERENCES

1. 2020-2021 Highlight Report - LEAVE NO ONE BEHIND VIETNAM PARTNERSHIP. Research Institute of Management for Sustainable Development (MSD) – 2022
2. 2021 UN country annual results report /Vietnam. 3/2022
3. An Independent Gender Review and Impact Assessment of the National Target Programme on New Rural Development (NTP NRD) for the period of 2010-2020. UN Women
4. Citizens' Assessment of District Level COVID-19 Responses: Focus on food-cash assistance and health services for the marginalised groups. LNOB Network, Bangladesh.
5. Global indicator framework for the Sustainable Development Goals and targets of the 2030 Agenda for Sustainable Development. (E/CN.3/2022/2)
6. LNOB Nepal - Citizen-led SDG Monitoring Report. April 2021
7. National Action Plan for Implementation of the 2030 Sustainable Development Goal
8. National Report – 05-year implementation of SDG in Vietnam. Department of Science, Education, Natural Resources and Environment, Ministry of Planning, and Investment. 2022
9. People's Scorecard - Summary Report 2021. Action for Sustainable Development. UNDP
10. Promoting gender mainstreaming in the national target program on new rural development and the national target program on sustainable poverty reduction in the 2021-2025 period. UN Women. 7/2021
11. Survey Findings Report from the Viet Nam Sustainable Development Goal indicators on Children and Women (SDGCW) Survey 2020-2021. GSO of Viet Nam and the United Nations Children's Fund (UNICEF).
12. The Sustainable Development Goals Report 2020. United Nation
13. Toolkit for a People's Scorecard on national delivery of the 2030 Agenda (2022 Version). Action for Sustainable Development.
14. Vietnam Sustainable Development Goal Index. Ministry of Planning and Investment, Circulars 03/2019/TT-BKHĐT
15. Vietnam's Voluntary National Review on the implementation of the sustainable development goal (2018)



Coordinating Organizations:



Financial and Technical Support:



Consultant: Mr. Nguyen Toan Think

Proofreading:

- Dr. Graham Long - Newcastle University, UK
- Ms. Nguyen Phuong Linh - MSD

Data Collectors:

- Mr. Nguyen Duc Long - MSD
- Ms. Mai Thi Thanh Nhan - ActionAid Vietnam
- Mr. Nguyen Quoc Phong - ChildFund Vietnam
- Mr. Luu Quang Dai- Plan International Vietnam
- Mr. Truong Vu Trung- Plan International Vietnam
- Mr. Giang Hoang Hieu - Save the Children Vietnam
- Mr. Nguyen Van Hoa- World Vision Vietnam
- Mr. Vu Quoc Anh- WWF-Vietnam
- Ms. Nguyen Ngoc Ha- WWF-Vietnam

